

BUILDING BETTER



BUILDING BETTER

CORPORATE PROFILE Alpha Pro Tech, Ltd. (the Company) is in the business of protecting people, products and environments. The Company accomplishes this by being a leading designer, developer, manufacturer and marketer of high-value disposable protective apparel, building supply, infection control and other products for the medical, dental, cleanroom, pharmaceutical, industrial safety, construction supply and consumer markets.

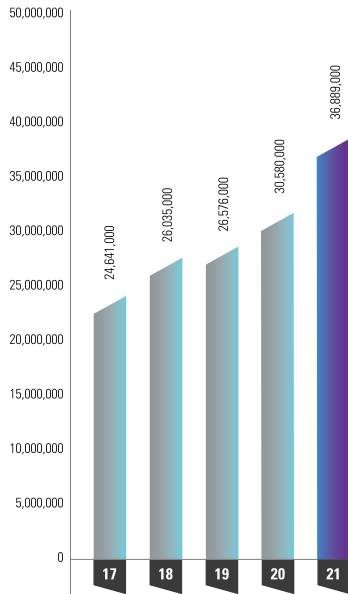
TABLE OF CONTENTS

- 1 Financial Highlights
- 2 To Our Shareholders
- 4 Building Better Building Products
- 6 Building Better Face Masks and Face Shields
- 8 Building Better Disposable Protective Garments
- Financials
- Corporate Information

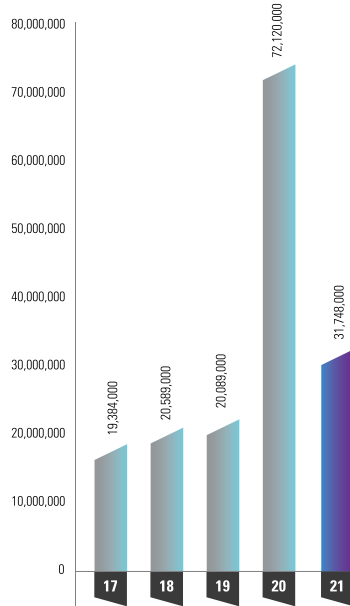
The Company's growth strategy is to provide innovative solutions to its customers and create meaningful value for its shareholders. Alpha Pro Tech has a reputation of combining extensive research and development with the highest levels of responsiveness, quality, safety and reliability.

Alpha Pro Tech's manufacturing facilities and offices are located in Arizona, Georgia and Utah in the United States, as well as in Canada and India.

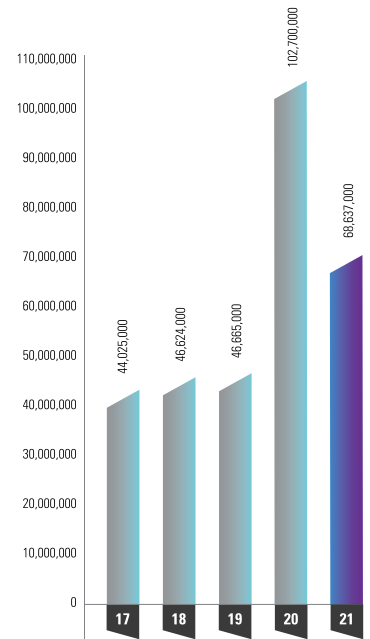
FINANCIAL HIGHLIGHTS



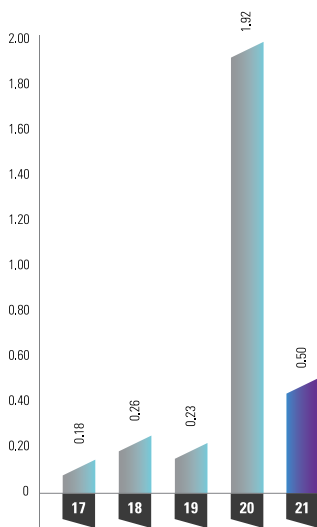
Building Supply Sales



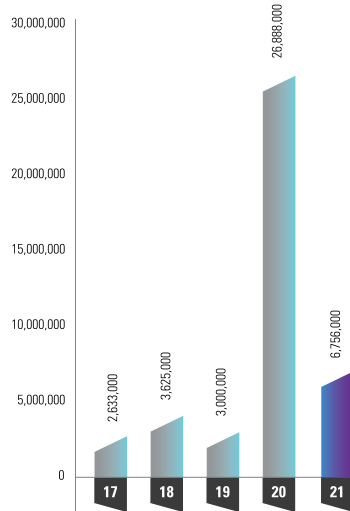
Disposable Protective Apparel Sales



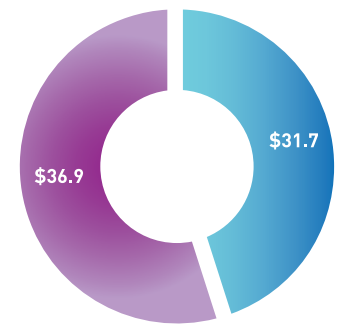
Total Sales



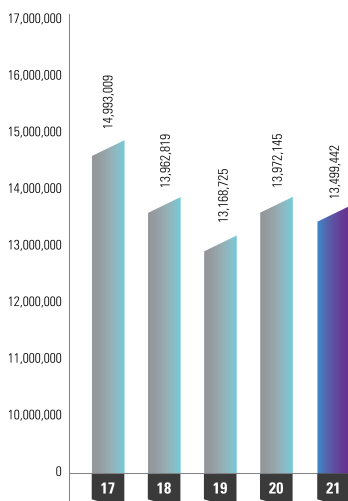
EPS (Diluted)



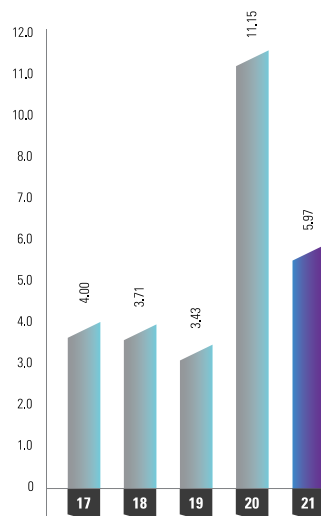
Net Income



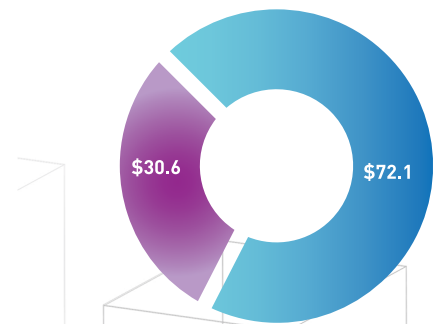
2021 BUSINESS SEGMENT SALES IN \$ MILLIONS



Weighted Average Shares Outstanding (Diluted)



APT Stock Price at Year End



2020 BUSINESS SEGMENT SALES IN \$ MILLIONS

- Building Supply
- Disposable Protective Apparel

BUILDING A BETTER COMPANY



Lloyd Hoffman
President and
Chief Executive Officer

TO OUR SHAREHOLDERS

Alpha Pro Tech began 2021 with a material transformation from the record setting pandemic driven sales in 2020. This shift returned the Company to our historical product mix, where building supply and disposable protective garments drive the majority of revenue. Over the past two years, our team has done a remarkable job of rapidly re-positioning resources to enable the Company to execute in real time to execute on opportunities that drove shareholder value. Our talented and resilient team came together time and time again to position Alpha Pro Tech for future growth opportunities, optimizing the leverage in our operations through these material shifts.

Despite the overall reduction in revenue compared to 2020, our Building Supply segment sales were a record for the year ended December 31, 2021, with continued significant growth due to strong demand for both our synthetic roof underlayment and housewrap products. Sales increased 20.6% for the year to \$36.9 million and we are encouraged by the current demand for our Building Supply products and anticipate strong continued growth in 2022.

The Company has committed to increasing production capacity in our Building Supply segment by investing approximately \$4.0 million in new equipment, a part of which became operational in the latter part of the third quarter of 2021. The remaining equipment is expected in the latter part of the second quarter of 2022 and is expected to be operational in the third quarter of 2022, driving further capacity. Our marketing efforts to broaden acceptance of the Company's bundled system of selling housewrap, with associated accessories, is becoming increasingly accepted in the market and driving incremental sales. In addition, our growth has been augmented by utilizing a strategic approach to adding additional dealers through aggressive sales strategies, vertical

integration and having control of our manufacturing unlike most of our competitors. By adding the additional dealers, distribution channels and additional products in the roofing sector, we remain confident in maintaining our sales growth.

The decrease in Disposable Protective Apparel segment sales in 2021 was driven by reduced demand in our face masks, primarily our N-95 Particulate Respirator face mask, face shields and to a lesser extent, reduced COVID-19 associated usage of our disposable protective garments. Even with the reduction of COVID-19 associated garment sales, for the full year the Company grew disposable protective garment sales by 3.5%. The Company did see an increase in mask and shield sales in the first quarter of 2022, compared to the latter part of 2021, due to the COVID-19 variant Omicron, but it is uncertain how long this will continue.

Our consolidated net sales in 2021 decreased to \$68.6 million, from \$102.7 million in 2020, representing a decrease of \$34.1 million, or 33.2%. This decrease consisted of decreased sales in the Disposable Protective Apparel segment of \$40.4 million, partially offset by a \$6.3 million increase in sales for the Building Supply segment.

Our balance sheet remains debt free with cash over \$16 million despite \$2.5 million utilized to increase our production capacity in the building supply segment, \$4.4 million utilized in our stock buy-back program and increasing our inventory levels by over \$8 million. The Company is well positioned to execute on the growth opportunities in 2022 and beyond.

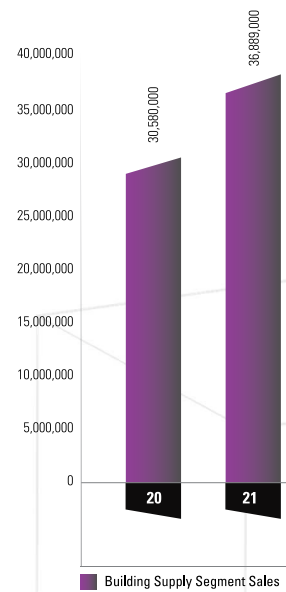
As we progress through 2022, we believe that sales will remain strong as compared to historical levels and the Company has made significant investments to increase our manufacturing capacity. We have increased our inventory levels in both of our business segments to offset supply chain disruptions and are well prepared to execute on the increased demand in these channels. Finally, our inventory and production capacity for masks remain to enable the Company to quickly respond to any future demand spikes.

On behalf of our management team and the Board of Directors, thank you for your continued support.

Sincerely,
Lloyd Hoffman
President and
Chief Executive Officer




BUILDING BETTER BUILDING PRODUCTS

AlphaProTech not only distributes products; it engineers, develops, manufactures and distributes multiple building products. All of our products serve a distinct purpose in the construction process but at the same time work in concert with one another. Each product serves a role in the weatherization of the building structure. Starting on the roof, we currently manufacture five different nail based synthetic roof underlayments starting with our crown jewel underlayment, REX SynFelt, and going all the way down to our most economical product, TECHNO SB25. Our success in the continual growth of these products is our ability to deliver a quality product in a timely manner on each and every order. AlphwarraProTech is recognized as the go to company when quality and service count the most and that has been proven time and time again. As we continue to expand our roofing products, we are looking at developing additional product offerings to compliment the nail based underlayments. Regardless of the size of the roof or budget, AlphaProTech has a product to offer. But AlphaProTech not only has expanded its reach in the underlayment market, we have also expanded our reach in the housewrap market as well. Again, our ability to manufacture quality products as well as our ability to deliver finished products to the market have made us the leader in the side wall envelope market. By expanding our lineup of products, AlphaProTech now has a complete wall weatherization system. Not only does the new lineup consist of wrap, since we have now launched a window and door flashing, REXTREME, to the product mix. Our strength now lies in the warranty systems we offer by purchasing and installing our wrap, flashing and tape during the construction process. This warranty is now beginning to become the gold standard in the industry. With our industry leading "Lifetime Warranty", by installing our premium REX Wrap® Fortis along with the new flashing and our REX™ Premium Seam Tape, we give peace of mind to the builder as well as the structure owner. Also, another one of our most sought after strengths in the distribution market is our ability to custom print all of our products to meet the demands of the dealer and the builder. Again, we pride ourselves in our service levels as well as our quality of product and delivery. Today, AlphaProTech offers a solution for every type of build and budget along with peace of mind with our industry leading warranties on all of our product offerings. Anyone can import products, but it takes a great company and great people to manufacture quality products. AlphaProTech has you covered in every direction!



From single family to multi-family developments, we cover from the roofs to the walls. Our system has you covered in every direction.

Combine our product offerings to give you peace of mind in the weatherization of any structure. WE HAVE YOU COVERED!



BUILDING BETTER FACE MASKS AND FACE SHIELDS

AlphaProTech has been in the Disposable Protective Apparel and Face Mask / Face Shield Manufacturing business for over 30 years. We endeavor to design, enhance and manufacture better products in an effort to keep up with the latest technologies and changing needs of our customers. It has never been more apparent these past two years during a global pandemic.

Enhancements, investments and upgrades to our mask manufacturing facility here in the United States as well as refinements to our logistics overseas have allowed us to support the increased demand for our products and limit our challenges in a supply chain crunch. Our efforts have put us in a better position to compete and win new business going forward!

Building better Face Masks and Protective Shields is for the express purpose of protecting the healthcare worker and their peers as well as the people they treat. Our Face Masks and Shields have also gained traction in the public / personal sector – as people have become accustomed to using our products in their everyday life.

Commercially, we work closely with AlphaProTech authorized medical & dental distributors worldwide, along with other healthcare consortiums, to demonstrate and promote the unique physical properties of our products. To that end, many of our Face Masks made in the USA feature an innovative and patented design called the Positive Facial Lock or PFL® and Magic Arch®. The PFL® feature utilizes our exclusive Twist-Seal technology that allows the wearer to create a custom fit. The seal that the PFL® technology creates to the individual's unique facial features can prevent airborne contaminants from entering the wearer's breathing zone. The Magic Arch® feature facilitates comfort and breathability and upholds the structure and design of the Face Mask to prevent the Face Mask from coming in contact with the wearer's nose and mouth.



When you need the highest level of protection from particles and/or fluids, our NIOSH Approved N95 or our Combo Mask/Shield Product are built to meet your needs.



Our line of CoolOne® Face Masks are designed and built with features to accommodate for the wearer's breathability and comfort - as well as for those with sensitive skin.

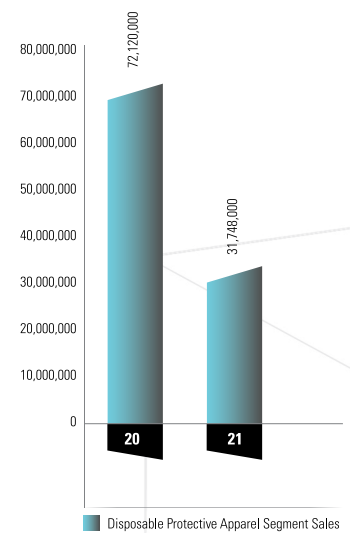


BUILDING BETTER DISPOSABLE PROTECTIVE GARMENTS

AlphaProTech's Disposable Protective Apparel segment comprises a product offering of high quality Disposable Garments that are designed and built for the express purpose of protecting wearers from the environment they work in and/or for protecting the product they are manufacturing.

This segment's primary objective is to work closely with all of our authorized channel partners, global and regional, to meet the protective requirements of our mutual end-customers employees. By working together, we identify, validate and support the requirements and operating procedures for clean rooms and controlled environments in the pharmaceutical, medical device, and electronics manufacturing space. AlphaProTech also manufactures Disposable Protective Garments designed for use in the general industrial / manufacturing marketplace; i.e. light industrial, warehousing, and non-hazardous environments.

To that end, the AlphaProTech Critical Cover® portfolio of Disposable Protective Apparel Products includes a comprehensive selection of garment materials and designs to meet a wide range of applications and environments. Additionally, in an effort to protect the Critical Cover® brand name, we endeavor to build lasting rapport and strong sales, marketing and customer support for our customers - in an effort to achieve our mutual goals. It is our agility, flexibility and creativity in this space that separates AlphaProTech from our competition!



Our disposable Coveralls & Lab Coats are essential garments in the life sciences marketplace. AlphaProTech manufactures a wide selection of materials and configurations to protect the wearer as needed.



AlphaProTech Shoe & Boot Covers come in a variety of material and sole options to meet our customers' diverse applications.



UNITED STATES
SECURITIES AND EXCHANGE COMMISSION
Washington, D.C. 20549

FORM 10-K

Annual Report Pursuant to Section 13 or 15(d) of the Securities Exchange Act of 1934
For the fiscal year ended December 31, 2021

or
 Transition Report Pursuant to Section 13 or 15(d) of the Securities Exchange Act of 1934
For the transition period from to

Commission file number: 001-15725

ALPHA PRO TECH, LTD.

(Exact Name of Registrant as Specified in Its Charter)

Delaware
(State or Other Jurisdiction of Incorporation or Organization)

63-1009183
(I.R.S. Employer Identification No.)

60 Centurian Drive, Suite 112, Markham, Ontario, L3R 9R2
(Address of Principal Executive Offices, including zip code)

Registrant's telephone number, including area code: 905-479-0654

Securities registered pursuant to Section 12(b) of the Act:

Title of each class	Trading Symbol(s)	Name of each exchange on which registered
Common Stock, \$0.01 par value	APT	NYSE American

Securities registered pursuant to Section 12(g) of the Act: None

Indicate by check mark if the registrant is a well-known seasoned issuer, as defined in Rule 405 of the Securities Act. Yes ___ No

Indicate by check mark if the registrant is not required to file reports pursuant to Section 13 or Section 15(d) of the Act. Yes ___ No

Indicate by check mark whether the registrant (1) has filed all reports required to be filed by Section 13 or 15(d) of the Securities Exchange Act of 1934 during the preceding 12 months (or for such shorter period that the registrant was required to file such reports), and (2) has been subject to such filing requirements for the past 90 days. Yes No ___

Indicate by check mark whether the registrant has submitted electronically every Interactive Data File required to be submitted pursuant to Rule 405 of Regulation S-T (§ 232.405 of this chapter) during the preceding 12 months (or for such shorter period that the registrant was required to submit such files). Yes No ___

Indicate by check mark whether the registrant is a large accelerated filer, an accelerated filer, a non-accelerated filer, a smaller reporting company, or emerging growth company. See the definitions of "large accelerated filer," "accelerated filer," "smaller reporting company," and "emerging growth company" in Rule 12b-2 of the Exchange Act:

Large accelerated filer

Accelerated filer

Non-accelerated filer

Smaller reporting company

Emerging growth company

If an emerging growth company, indicate by check mark if the registrant has elected not to use the extended transition period for complying with any new or revised financial accounting standards provided pursuant to Section 13(a) of the Exchange Act.

Indicate by check mark whether the registrant has filed a report on and attestation to its management's assessment of the effectiveness of its internal control over financial reporting under Section 404(b) of the Sarbanes-Oxley Act (15 U.S.C. 7262(b)) by the registered public accounting firm that prepared or issued its audit report.

Indicate by check mark whether the registrant is a shell company (as defined in Rule 12b-2 of the Act). Yes ___ No

The aggregate market value of voting stock held by non-affiliates of the registrant as of June 30, 2021, was \$101,367,511.

As of March 4, 2022, the registrant had outstanding 13,139,391 shares of common stock.

DOCUMENTS INCORPORATED BY REFERENCE

Portions of the registrant's definitive Proxy Statement for the 2022 Annual Meeting of Shareholders to be held on June 8, 2022 are incorporated by reference into Part III of this Form 10-K.

ALPHA PRO TECH, LTD.
INDEX TO ANNUAL REPORT ON FORM 10-K

	Page
Special Note Regarding Forward-Looking Statements	3
Special Note Regarding Smaller Reporting Company Status	3
PART I:	3
Item 1. Business	3
General	3
Business	3
Strategy	4
Products	4
Markets	5
Distribution	5
Financial Information About Geographic Areas	6
Manufacturing	6
Competition	7
Regulatory Requirements	7
Patents and Trademarks	7
Human Capital.....	7
Available Information	8
Item 1A. Risk Factors	8
Item 1B. Unresolved Staff Comments	12
Item 2. Properties	12
Item 3. Legal Proceedings	13
Item 4. Mine Safety Disclosures	13
PART II:	13
Item 5. Market For Registrant’s Common Equity, Related Stockholder Matters and Issuer Purchases of Equity Securities	13
Item 6. (Reserved).....	14
Item 7. Management’s Discussion and Analysis of Financial Condition and Results of Operations	14
Item 7A. Quantitative and Qualitative Disclosures About Market Risk	21
Item 8. Financial Statements and Supplementary Data	22
Item 9. Changes in and Disagreements With Accountants on Accounting and Financial Disclosure	45
Item 9A. Controls and Procedures	45
Item 9B. Other Information	46
Item 9C. Disclosure Regarding Foreign Jurisdictions that Prevent Inspections.....	46
PART III:	46
Item 10. Directors, Executive Officers and Corporate Governance	46
Item 11. Executive Compensation	46
Item 12. Security Ownership of Certain Beneficial Owners and Management and Related Stockholder Matters	46
Item 13. Certain Relationships and Related Transactions, and Director Independence	46
Item 14. Principal Accountant Fees and Services	47
PART IV:	47
Item 15. Exhibits and Financial Statement Schedules	47
Item 16. Form 10-K Summary.....	47
Exhibit Index	48
Signatures	50

PART I

SPECIAL NOTE REGARDING FORWARD-LOOKING STATEMENTS

This Annual Report on Form 10-K contains forward-looking statements that are made pursuant to the “safe harbor” provisions of the Private Securities Litigation Reform Act of 1995. Forward-looking statements involve risks, uncertainties and assumptions as described from time to time in registration statements, annual reports and other periodic reports and filings of the Company (as defined below) filed with the Securities and Exchange Commission (“SEC”). Forward-looking statements include statements concerning our plans, objectives, goals, strategies, future events, future revenues or performance, capital expenditures, financing needs, plans or intentions, including, without limitation, our expected orders, production levels and sales in 2022, the expected effects of the COVID-19 pandemic, and other information that is not historical information. All statements, other than statements of historical facts that address the Company’s expectations of sources of capital or that express the Company’s expectations for the future with respect to financial performance or operating strategies or results can be identified as forward-looking statements. As a result, there can be no assurance that the Company’s future results will not be materially different from those described herein as “expected,” “anticipated,” “estimated,” “believed,” “predicted,” “intended,” “planned,” “potential,” “may,” “continue” or “should,” or using variations of such words or similar expressions, which reflect the current views of the Company with respect to future events. We caution readers that these forward-looking statements speak only as of the date hereof. The Company hereby expressly disclaims any obligation or undertaking to release publicly any updates or revisions to any such statements to reflect any change in the Company’s expectations or any change in events, conditions or circumstances on which such statements are based.

Any expectations based on these forward-looking statements are subject to risks and uncertainties. These risks and other factors include, but are not limited to, those listed in this report under “Risk Factors,” “Management’s Discussion and Analysis of Financial Condition and Results of Operations,” and elsewhere in this report. These and many other factors could affect the Company’s future operating results and financial condition and could cause actual results to differ materially from expectations based on forward-looking statements made in this document or elsewhere by the Company or on its behalf.

SPECIAL NOTE REGARDING SMALLER REPORTING COMPANY STATUS

We are filing this Annual Report on Form 10-K as a “smaller reporting company” (as defined in Rule 12b-2 of the Securities Exchange Act of 1934, as amended) based on our public float (the aggregate market value of our common stock equity held by non-affiliates of the Company) as of the last business day of our second fiscal quarter of 2021. As a result of being a smaller reporting company, we are not required to provide certain disclosure in this Annual Report on Form 10-K. Where information is being omitted or reduced in this Annual Report on Form 10-K based on our smaller reporting company status, we have made a special notation herein.

Item 1. Business.

GENERAL

ALPHA PRO TECH, LTD. (“Alpha Pro Tech,” the “Company,” “we,” “our” or “us”) is the parent company of Alpha Pro Tech, Inc. and Alpha ProTech Engineered Products, Inc. The Company was incorporated in the State of Delaware on July 1, 1994 as a successor to a business that was organized in 1983. Our executive offices are located at 60 Centurian Drive, Suite 112, Markham, Ontario, Canada L3R 9R2, and our telephone number is (905) 479-0654. Our website is located at www.alphaprotech.com.

The Company continued to qualify as a smaller reporting company at the measurement date for determining such qualification during 2021. According to the disclosure requirements for smaller reporting companies, the Company has included consolidated balance sheets as of December 31, 2021 and 2020 and consolidated statements of comprehensive income, shareholders’ equity and cash flows for each of the two years in the period ended December 31, 2021.

BUSINESS

Alpha Pro Tech is in the business of protecting people, products and environments. We accomplish this by developing, manufacturing and marketing a line of high-value, disposable protective apparel and infection control products for the cleanroom, industrial, pharmaceutical, medical and dental markets through our wholly-owned subsidiary, Alpha Pro Tech, Inc. We also manufacture a line of building supply construction weatherization products through our wholly owned subsidiary, Alpha ProTech Engineered Products, Inc. Our products are sold under the Alpha Pro Tech brand name, as well as under private label.

Our products are grouped into two business segments: (1) the Building Supply segment, consisting of construction weatherization products, such as housewrap, housewrap accessories including window and door flashing, and seam tape, and synthetic roof underlayment, as well as other woven material; and (2) the Disposable Protective Apparel segment, consisting of disposable protective garments (including shoecovers, bouffant caps, coveralls, gowns, frocks and lab coats), face masks and face shields. All financial information presented in this report reflects the current segmentation.

STRATEGY

Our principal strategy focuses on developing, producing and marketing differentiated, innovative high value products that protect people, products and environments. Our key sales growth strategies are based on communicating directly with end users and developing innovative products to suit individual end users' needs.

Our products are used primarily in cleanrooms, industrial safety manufacturing environments and health care facilities, such as hospitals, laboratories and dental offices, as well as building and re-roofing sites. Our products are distributed principally in the United States of America ("United States" or "U.S.") through a network consisting of purchasing groups, national distributors, local distributors, independent sales representatives, and our own sales and marketing force.

PRODUCTS

Our principal products are grouped into two business segments:

Building Supply:

- Housewrap
- Housewrap accessories: window and door flashing and seam tape
- Synthetic roof underlayment
- Other woven material

Disposable Protective Apparel:

- Shoecovers
- Bouffant caps
- Gowns
- Coveralls
- Lab coats
- Frocks
- Face masks
- Face shields

Building Supply

The Building Supply segment consists of a line of construction supply weatherization products, namely housewrap, housewrap accessories and synthetic roof underlayment, as well as other woven material. This line of products is a natural extension of our core capabilities: creating proprietary products designed to protect people and environments.

The usage of these construction supply weatherization products offers great advantages in decreasing the time that it takes to construct a home, as well as reducing costs. The housewrap, under the trademark REX™, offers a weather resistant barrier and, to the homeowner, years of lower energy consumption. REX Wrap® and REX Wrap Plus® are woven and coated polypropylene micro perforated weather resistant barriers, and REX™ Wrap Fortis with JX ALTA 360° Drainage Technology™ is a one-of-a-kind breathable product that uniquely enables the drainage of water in every direction to protect buildings from the elements exponentially better, we believe, than a traditional housewrap, while decreasing job site material waste, simplifying installation to reduce labor and allowing fewer products to be carried onto the job site. Our housewrap accessories includes REXTREME Window and Door Flashing, which provides a tight seal from air and moisture around windows and doors and REX™ Premium Seam Tape which is a high-strength film that helps to seal all seams on housewrap applications.

The proprietary synthetic roof underlayment, REX SynFelt®, has the ability to resist the environment, as opposed to conventional organic roofing underlayment that is prone to rapid degradation and mold growth. We also manufacture and distribute TECHNOply® and TECHNO SB®, economy versions of our synthetic roof underlayment, to capture market share in the lower end of the market. These products are manufactured in our manufacturing facility in Valdosta, Georgia and through our joint venture in India, as described in more detail below under "Manufacturing."

Disposable Protective Apparel

The Disposable Protective Apparel segment consists of a complete line of disposable protective garments (shoecovers, bouffant caps, coveralls, gowns, frocks and lab coats), as well as face masks and face shields.

Our goal in the design and manufacture of all our disposable protective garments is to keep the wearer cool, clean, comfortable and to

provide the right level of protection for the wearer and the wearer's environment. To achieve this, we offer a comprehensive selection of materials and garment designs to meet a wide range of application requirements. Our materials are clean, durable and offer the wearer a great comfort level. Our products are offered under proprietary materials such as ChemTech®, BarrierTech®, ComforTech®, AlphaGuard® and GenPro®, UltraGrip™, SafeStep®, MaxGrip®, AquaTrak®, SureGrip®, NuTech® and NaviTrak®.

The vast majority of the disposable protective garments are manufactured through our joint venture in India, and, to a much lesser extent, by other contract manufacturers in Asia and Mexico, as described in more detail below under "Manufacturing." Certain proprietary products are made using materials supplied by us.

Our face masks come in a wide variety of filtration efficiencies and styles. Our patented Positive Facial Lock® feature provides a custom fit to the face to prevent blow-by for better protection. The term "blow-by" is used to describe the potential for infectious material to enter or escape a face mask without going through the filter as a result of gaps or openings in the face mask. Our Magic Arch® feature holds the mask away from the nose and mouth, creating a comfortable breathing chamber.

Our N-95 Particulate Respirator National Institute for Occupational Safety and Health ("NIOSH") approved face mask, which incorporates both the Positive Facial Lock® feature and the Magic Arch® feature, has historically experienced increased demand during outbreaks of infectious disease, such as SARS in 2003, Bird Flu in 2006, H1N1 in 2009 and COVID-19 in 2020, to combat the spread of these diseases.

All eye shields are made from an optical-grade polyester film and have a permanent anti-fog feature. This provides the wearer with extremely lightweight, distortion-free protection that can be worn for hours, and the eye shields will not fog up from humidity and/or perspiration. An important feature of all face masks and eye and face shields is that they are disposable, which eliminates the possibility of cross infection between patients and saves consumers, such as hospitals, the expense of sterilization after every use.

As described in more detail below under "Manufacturing," our face masks are primarily manufactured in our facility in Salt Lake City, Utah. Our eye shields are produced in our facility in Nogales, Arizona and assembled by a subcontractor in Mexico.

All of our disposable protective apparel products, including face masks and face shields, are sold through similar distribution channels, are single-use and disposable, have the purpose of protecting people, products and environments, and have to be produced in Food and Drug Administration ("FDA") approved facilities, regardless of the market served.

The Company's products are sold under the "Alpha Pro Tech" brand name and under private label, and they are predominantly sold in the U.S.

Financial information related to the two segments can be found in Activity of Business Segments (Note 15) of the Notes to Consolidated Financial Statements.

MARKETS

Our products are sold to the following markets: (i) construction weatherization products (building supply products) are sold to construction supply and roofing distributors, and (ii) disposable protective apparel products are sold to the industrial, cleanroom, medical and dental markets.

Our target customers are construction building supply and roofing distributors, pharmaceutical manufacturing, bio-pharmaceutical manufacturing, medical device manufacturing, lab animal research, high technology electronics manufacturing (which includes the semiconductor market), and medical and dental distributors.

DISTRIBUTION

We rely primarily on a network of independent distributors for the sale of our products.

We do not generally have backlog orders, as orders are usually placed for shipment and shipped within 30 days. Appropriate levels of inventories are maintained to supply distributors on a timely basis. From time to time, we will stockpile inventory for periods of unusually high demand.

Disruptions in the supply chain as well unpredictable changes in the response to the COVID-19 pandemic have created occasional backlogs of unfulfilled orders for our personal protective equipment ("PPE") products and certain of our building supply products, and uncertainty in the timing of deliveries and fulfillment of backlogged orders can occur from time to time.

Standard payment terms are net 30 days from the date of shipment. All pricing and payment for our products are in U.S. dollars. Authorized returns must be unopened, in good condition and in the original carton and may be returned within 90 days of the original date of shipment. All authorized returns are subject to a restocking fee of 20% of the original invoice.

FINANCIAL INFORMATION ABOUT GEOGRAPHIC AREAS

The following table summarizes the Company's net sales by geographic region for the Company's last two years. All amounts have been rounded to the nearest thousand.

	<u>Years Ended December 31,</u>	
	<u>2021</u>	<u>2020</u>
Net sales by geographic region		
United States	\$ 65,844,000	\$ 90,495,000
International	<u>2,793,000</u>	<u>12,205,000</u>
Consolidated net sales	<u>\$ 68,637,000</u>	<u>\$ 102,700,000</u>

Net sales by geographic region are based on the countries in which our customers are located. For the year ended December 31, 2021, the Company did not generate sales from any single country, except the United States, that were significant to the Company's consolidated net sales. For the year ended December 31, 2020 the Company generated sales of approximately \$8,090,000 from Australia. During that year, no other single country (other than the United States) had sales that were significant to the Company's consolidated net sales.

The following table summarizes the locations of the Company's long-lived assets by geographic region as of December 31, 2021 and 2020.

	<u>December 31,</u>	
	<u>2021</u>	<u>2020</u>
Long-lived assets by geographic region		
United States	\$ 4,623,000	\$ 2,787,000
International	<u>1,441,000</u>	<u>1,566,000</u>
Consolidated total long-lived assets	<u>\$ 6,064,000</u>	<u>\$ 4,353,000</u>

MANUFACTURING

Our wholly-owned subsidiary, Alpha ProTech Engineered Products, Inc., manufactures and distributes a line of construction weatherization products for the Building Supply segment, comprised primarily of housewrap and synthetic roof underlayment. Alpha ProTech Engineered Products, Inc. operates in a 165,400 square foot facility in Valdosta, Georgia.

Alpha ProTech Engineered Products, Inc. has a 41.66% ownership interest in a joint venture with Maple Industries and associates, a manufacturer in India, for the production of Building Supply segment products, such as housewrap and synthetic roof underlayment products, in a semi-finished state, and the production of Disposable Protective Apparel segment products. The name of the joint venture is Harmony Plastics Private Limited ("Harmony"). Harmony has four facilities in India, three owned and one rented. One owned facility is a 113,000 square foot building for use in the manufacturing of building products. There is a 73,000 square foot owned facility for use in the manufacturing of coated material and the sewing of proprietary disposable protective apparel. There is also a 16,000 square foot owned facility for use in the sewing of proprietary disposable protective apparel. The rented building is a 93,000 square foot facility for use in the manufacturing of Building Supply segment products.

We cut, warehouse and ship disposable protective apparel products in a 60,000 square foot facility in Nogales, Arizona. The majority of these products are manufactured by contract manufacturers in Asia and, to a much lesser extent, by a contract manufacturer in Mexico. These goods are manufactured pursuant to our specifications and quality assurance guidelines. Certain proprietary products are being made in Asia using materials supplied by us.

Our mask production facility is located in a 34,500 square foot building in Salt Lake City, Utah.

We have encountered over the last year a number of constraints within our supply chain due to raw material and labor shortages, as well as shipping delays. Although we continue to work to alleviate these supply chain issues by securing additional supply sources, in the event of subsequent shutdowns, shortages or delays, our production and sales could be further impacted. Our business is not subject to significant seasonal considerations, although it is necessary for us to have adequate raw materials and finished inventory in stock.

COMPETITION

We face substantial competition from numerous companies, including many companies with greater marketing and financial resources. Our major competitors in the construction supply weatherization market are DuPont for housewrap and Interwrap Inc. for synthetic roof underlayment. Our major competitor in the medical and dental markets is Kimberly-Clark Corporation of Fort Worth, Texas. Other large competitors include 3M Company, Johnson & Johnson, White Knight Engineered Products (Precept Medical Products, Inc.), Cardinal Health, Inc. and Medline Industries Inc. Our major competitors in the industrial and cleanroom market are our former largest distributor, VWR International, LLC, Kimberly-Clark Corporation, 3M Company, Kappler, Inc., DuPont and Allegiance Healthcare Corporation. VWR International, LLC, Cardinal Health, Inc. and Medline Industries Inc. are also distributors of our products. The principal methods and elements of competition include brand recognition and loyalty, product innovation, quality and performance, price, and marketing and distribution capabilities. For additional discussion of the competitive environment in which we conduct our business, see Part I, Item 1A, “Risk Factors – Risks Related to Our Industry.”

REGULATORY REQUIREMENTS

We are not required to obtain regulatory approval from the U.S. FDA with respect to the sale of our products. Our products are, however, subject to prescribed good manufacturing practices as defined by the FDA, and our manufacturing facilities are inspected by the FDA every two years to ensure compliance with such good manufacturing practices. We are marketing an N-95 Particulate Respirator face mask that meets the Occupational Safety and Health Administration (OSHA) respirator guidelines and has been approved by the National Institute for Occupational Safety and Health (NIOSH). This product is designed to help prevent the inhalation of the tuberculosis bacteria.

Our operations are subject to federal, state and local laws, regulations and ordinances relating to various environmental, health and safety matters. We believe that our operations are in compliance with, or we are taking actions designed to ensure compliance with, these laws, regulations, and ordinances. However, the nature of our operations exposes us to the risk of claims concerning non-compliance with environmental, health, and safety laws or standards, and there can be no assurance that material costs or liabilities will not be incurred in connection with those claims. We are not currently named as a party in any judicial or administrative proceeding relating to environmental, health, and safety matters, and we currently have no anticipated capital expenditures for environmental projects that are expected to have a material effect on our financial condition, results of operations or liquidity.

PATENTS AND TRADEMARKS

Patents

Our policy is to protect our intellectual property rights, products, designs and processes through the filing of patents in the United States and, where appropriate, in Canada and other countries. At present, we have ten United States patents relating to several of our products. In addition, we have a United States patent on a method to fold and put on sterile garments. We believe that our patents may offer a competitive advantage, but there can be no assurance that any patents, issued or in process, will not be circumvented or invalidated. We also rely on trade secrets and proprietary know-how to maintain and develop our commercial position. The various United States patents issued have remaining durations of approximately 1 to 4 years before expiration.

Trademarks

Many of our products are sold under various trademarks and trade names, including Alpha Pro Tech. We believe that many of our trademarks and trade names have significant recognition in our principal markets, and we take customary steps to register or otherwise protect our rights in our trademarks and trade names.

HUMAN CAPITAL

As of March 1, 2022, we had 121 full-time employees, including 18 employees at our principal executive office in Markham, Ontario, Canada; 14 employees at our face mask production facility in Salt Lake City, Utah; 27 employees at our Disposable Protective Apparel segment cutting, warehouse and shipping facility in Nogales, Arizona; 45 employees at our Building Supply segment facility in Valdosta, Georgia; 16 employees on our sales and marketing team, located in various areas throughout the United States; and 1 employee in China.

None of our employees are subject to collective bargaining agreements. We have had no labor-related work stoppages, and we believe that our relations with our employees are good.

Workplace Health and Safety

The health, safety, and wellness of our employees is a priority in which we have always invested, and will continue to do so. These investments and the prioritization of employee health, safety, and wellness took on particular significance in 2020 in light of COVID-19, which prioritization continued throughout 2021. To that end, the Company maintains a variety of programs to reduce and eliminate

injuries and promote safety and regularly measures progress against those programs. These programs promote personal responsibility for workplace safety and encourage associates to set a meaningful example as safety ambassadors.

In response to the COVID-19 pandemic, we implemented significant changes that we determined were in the best interest of our employees, as well as the communities in which we operate, in compliance with government regulations. Through the efforts of a cross-functional COVID-19 response team, the Company has responded to numerous people-related challenges resulting from the pandemic. The Company addressed various country, state, and local restrictions, mandates and guidelines and provided compliance programs at all Company locations designed to operate facilities in a safe manner. To protect and support our essential team members, we implemented health and safety measures that included maximizing personal workspaces, changing shift schedules, providing PPE, and instituting mandatory screening before accessing buildings.

Diversity and Inclusion

We strive to foster a culture where mutual respect, inclusive behavior, and dignity are core to our individual expectations. We remain committed to fostering an inclusive environment in which our differing backgrounds, life experiences, and perspectives join to positively impact the communities in which we live and serve. We do this by leading with inclusion and empowering everyone to do their best work as their most authentic selves—regardless of race, color, national origin, religion, sex, sexual orientation, gender identity and expression, age, disability, or military service status. We are united by our collective purpose and common set of organizational values that are core to our mission and culture.

AVAILABLE INFORMATION

We make available free of charge on our Internet website (<http://www.alphaprotech.com>) our most recent Annual Report on Form 10-K, our Quarterly Reports on Form 10-Q filed since our most recent Annual Report on Form 10-K, any current reports on Form 8-K furnished or filed since our most recent Annual Report on Form 10-K and any amendments to such reports, as well as our most recent proxy statement, as soon as reasonably practicable following the electronic filing of such documents with the SEC. These filings are also available on the SEC's website (<http://www.sec.gov>).

The Company is not including the information contained on or available through its website as a part of, or incorporating such information into, this Annual Report on Form 10-K.

Item 1A. Risk Factors.

Making or continuing an investment in common stock issued by the Company involves certain risks that you should carefully consider. The risks and uncertainties described below are not the only risks that may have a material adverse effect on the Company. Additional risks and uncertainties also could adversely affect our business and our results. If any of the following risks actually occur, our business, financial condition and results of operations could be negatively affected, the market price of our common stock could decline and you could lose all or a part of your investment. Further, to the extent that any of the information contained in this Annual Report on Form 10-K constitutes forward-looking statements, the risk factors set forth below also are cautionary statements identifying important factors that could cause the Company's actual results to differ materially from those expressed in any forward-looking statements made by or on behalf of the Company.

Risks Related to the COVID-19 Pandemic

The effects of the COVID-19 pandemic could continue to have a material adverse effect on our business, financial results and results of operations.

The situation relating to the COVID-19 pandemic is complex and still evolving, with a broad number of governmental and commercial efforts to contain the spread of the virus globally. The duration and extent of the impact of the COVID-19 pandemic on our business, operations and financial results depends on factors that cannot be accurately predicted at this time, such as the severity and transmission rate of new variants of the COVID-19 virus, the extent and effectiveness of containment actions, the speed and efficacy of vaccination efforts, and the impact of these and other factors on our employees, customers, industry partners, suppliers and third-party dealers and distributors.

Federal, state and local governments, as well as foreign governments, have imposed numerous protocols and regulations in an effort to limit the spread of the COVID-19. We have implemented a number of measures in an effort to protect our employees' health and well-being, including having certain office workers work remotely. The potential negative effects to our operations, including reductions in production levels, research and development activities and increased costs resulting from our efforts to mitigate the impact of COVID-19, have adversely affected and may continue to adversely affect our ability to provide our products. Furthermore, the implications of

unsuccessfully implementing health and well-being measures, which could, for example, result in workers at our manufacturing facilities testing positive for COVID-19, would also adversely affect our business, including resulting in a product recall. Although we will continue to adhere to restrictions imposed by local governments in the jurisdictions in which we operate, government regulations have impacted workforce availability and expense in certain of the Company's manufacturing facilities, and we expect this to continue for some time.

Although we have experienced increased sales and significantly increased demand for our PPE products in 2020, the global COVID-19 pandemic had and may continue to have an adverse impact on our manufacturing and distribution capabilities. Disruptions relating to the COVID-19 pandemic, including shelter-in-place orders in the U.S., Mexico, India and other countries, prevented and could again prevent employees, suppliers, distributors and others from accessing manufacturing facilities and from transporting our products or the components required to manufacture our products. For example, the government-mandated closure in India, which started in late March and ended in May 2020, impacted our order fulfillment and revenue growth related to our disposable protective garments. Any government regulation may also impact our ability to supply and ship our products to certain customers, which could lead to cancellation of some orders. Further, worldwide supply chain disruption relating to the COVID-19 pandemic has resulted in product shortages that have impacted and may continue to impact our ability to manufacture our products. We currently utilize third parties to, among other things, manufacture certain components and materials for our products, and to provide services such as sterilization services, and we purchase these materials and services from numerous suppliers worldwide. If either we or any third parties in the supply chain for materials used in the production of our products continue to be adversely impacted by the COVID-19 pandemic, including the restrictions resulting from the COVID-19 pandemic, our supply chain may continue to be disrupted, limiting our ability to manufacture our products. These disruptions may, among other things, continue to impact our ability to produce and supply products in quantities necessary to meet market demand. In addition, we have experienced increases in the costs of materials and supplies and shipping costs due to supply chain disruptions, and expect to continue to see higher costs.

Further, in connection with the COVID-19 pandemic and in an effort to increase the wider availability of needed medical and other supplies and products, we may elect to, or governments may require us to, allocate our products (for example, pursuant to the U.S. Defense Production Act (the "DPA")) in a way that adversely affects our regular operations and financial results, results in differential treatment of customers and/or adversely affects our reputation and customer relationships. Likewise, suppliers of our raw materials who are subject to requests under the DPA may be unable to fulfill our orders for those raw materials, or such fulfillment could be delayed. In addition, unpredictable increases in demand for certain of our products could, or in some cases may continue to, exceed our capacity to meet such demand, which could adversely affect our financial results and customer relationships and result in negative publicity.

As a result of the COVID-19 pandemic, we experienced a significant increase in orders of our PPE products from both legacy and new customers in 2020, followed by a decline in sales in 2021 for such products. Because of the uncertainty associated with the pandemic, we may experience additional decreases in sales from certain of these customers at the point at which conditions related to the virus change or improve and demand for these products subsides, which could impact our expectations of future orders and sales.

Moreover, the impacts of the COVID-19 pandemic may exacerbate other pre-existing risks, such as political, regulatory, social, financial, operational and cybersecurity risks, and those associated with global economic conditions, any of which could have a material adverse effect on our business.

The full impact of COVID-19 on our financial condition and results of operations remains uncertain and will depend on future developments, such as the ultimate duration and scope of the outbreak (including the emergence or re-emergence of variants and their transmissibility, and the success of vaccination programs and treatments).

Risks Related to Our Industry

The loss of any large customer or a reduction in orders from any large customer could reduce our net sales and harm our operating results.

Our operating results could be negatively affected by the loss of revenue from one or more large customers. Our customers are not contractually obligated to purchase any fixed quantities of products, and they may stop placing orders with us at any time. We are subject to the risk of losing large customers or incurring significant reductions in sales to these customers.

We rely on suppliers and contractors, and our business could be seriously harmed if these suppliers and contractors are not able to meet our requirements.

We rely on a limited number of suppliers and contractors for the manufacture of our products. If we lose the services of these key suppliers and contractors, or if they are not willing or able to satisfy our requirements, finding substitute suppliers or contractors may be time-consuming and would affect our results of operations in the near term. Changes in business conditions, pandemics, wars, including the Russian invasion of Ukraine and world sanctions on Russia, Belarus, and related parties, governmental changes, and other factors beyond our control or which we do not presently anticipate could negatively affect our suppliers and contractors, as well as our ability to receive components.

There are risks associated with international manufacturing that could have a significant effect on our business.

We subcontract the manufacturing of some of our goods to Asia and Mexico. These goods are manufactured pursuant to our specifications and quality assurance guidelines. Certain proprietary products are being made in Asia using materials supplied by us.

We expect that a significant portion of our product sales will be derived from the sale of products for which we subcontract the manufacturing to Asia, but we cannot be certain that we will be able to maintain such subcontracting at current levels. If our ability to subcontract some of our manufacturing to Asia were to decline significantly, our business, results of operations and financial condition could be materially adversely affected. International manufacturing is subject to a number of risks, including the following:

- changes in foreign government regulations and technical standards;
- difficulty of protecting intellectual property;
- requirements or preferences of foreign nations for the manufacture of domestic products;
- the imposition of duties, border adjustment taxes or tariffs and other barriers to trade;
- fluctuations in currency exchange rates relative to the U.S. dollar; and
- political and economic instability.

In particular, if the current COVID-19 outbreak continues and results in a continued prolonged period of travel, commercial and other similar restrictions, we could experience global supply disruptions. These restrictions have disrupted and could continue to disrupt our ability to receive manufactured products from China and may disrupt our suppliers located elsewhere who rely on products from China. If we experience additional supply disruptions, we may not be able to develop alternate sourcing quickly. Any disruption of our production schedule caused by an unexpected shortage of supplies even for a relatively short period of time could cause us to alter production schedules or suspend production entirely, which could cause a loss of revenues, which would adversely affect our operations

Our success depends in part on protection of our intellectual property, and our failure to protect our intellectual property could adversely affect our competitive advantage, our brand recognition and our business.

The success and competitiveness of our products depend in part upon our ability to protect our current and future technology, manufacturing processes and brand names, including Alpha Pro Tech, through a combination of patent, trademark, trade secret and unfair competition laws.

We enter into confidentiality and non-disclosure of intellectual property agreements with certain of our employees, consultants and vendors and generally control access to and distribution of our proprietary information. Despite these precautions, it may be possible for a third party to copy or otherwise obtain and use our proprietary information without authorization or to develop similar information independently.

Policing unauthorized use of intellectual property is difficult. The laws of other countries may afford little or no effective protection of our technology. We cannot assure you that the steps taken by us will prevent misappropriation of our technology or that agreements entered into for that purpose will be enforceable. In addition, litigation may be necessary in the future to enforce our intellectual property rights, to protect our trade secrets and to determine the validity and scope of the proprietary rights of others. Litigation may result in substantial costs and diversion of resources, which could have a material adverse effect on our business, results of operations and financial condition.

Our industry is highly competitive, which may negatively affect our ability to grow our customer base and generate sales.

The markets for our products are intensely competitive. We currently experience competition from numerous companies in each of the markets in which we participate.

Many of our competitors are more established, benefit from greater market recognition and have substantially greater financial, development, manufacturing and marketing resources than we have.

If we do not compete successfully with respect to these or other companies, it could materially adversely affect our business, results of operations and financial condition.

The Company's results are affected by competitive conditions and customer preferences.

Demand for the Company's products, which impacts revenue and profit margins, is affected by (i) the development and timing of the introduction of competitive products; (ii) the Company's response to downward pricing to stay competitive; (iii) changes in customer order patterns, such as changes in the levels of inventory maintained by customers and the timing of customer purchases; and (iv) changes in customers' preferences for our products, including the success of products offered by our competitors and changes in customer designs for our competitors' products that can affect the demand for the Company's products.

The Company's growth objectives are largely dependent on the timing and market acceptance of our new product offerings, including our ability to continually renew our pipeline of new products and to bring those products to market.

Our ability to continually renew our pipeline of new products and to bring those products to market may be adversely affected by difficulties or delays in product development, such as the inability to identify viable new products, obtain adequate intellectual property protection or gain market acceptance of new products. There are no guarantees that new products will prove to be commercially successful. In addition, our product development and distribution activities are subject to inherent risks related to natural disasters, including earthquakes such as the one that occurred near our facility in Utah during 2020, which could disrupt our supply chain and impair our ability to manufacture or sell our products.

General Risks

Global economic conditions could adversely affect the Company's business and financial results.

Unfavorable economic conditions, including the impact of recessions and general economic downturns in the United States and throughout the world, may negatively affect the Company's business and financial results. These economic conditions could negatively impact (i) demand for our products, (ii) the number and types of products sold, (iii) our ability to collect accounts receivable on a timely basis from certain customers and (iv) the ability of certain suppliers to fill our orders for raw materials or other goods and services. A prolonged recession could result in decreased revenue, margins and earnings. Additionally, tensions between Russia and Ukraine have escalated in recent months. This has led to economic sanctions imposed against Russia by the U.S. and certain European nations. Such sanctions may impact companies in many sectors and could lead to volatility of prices in the global energy industry. The extent and strength of the sanctions are still developing, and the corresponding effect on the Company remains uncertain.

Our joint venture may present risks that are only present when third parties are involved.

We currently participate in a joint venture in India and may in the future enter into joint ventures with other companies or enterprises in international markets, including joint ventures in which we may have a lesser degree of control over the business operations, which may expose us to additional operational, financial, legal or compliance risks. We may be dependent on a joint venture counterparty for product distribution, local market knowledge or other resources. If we are unable to effectively cooperate with joint venture partners, or any joint venture partner fails to meet its obligations under the joint venture arrangement, encounters financial difficulty, or elects to alter, modify or terminate the relationship, we may be unable to achieve our objectives and our results of operations may be negatively impacted thereby.

Security breaches and other disruptions to the Company's information technology infrastructure could interfere with the Company's operations, compromise information belonging to the Company and our customers and suppliers and expose the Company to liability, which could adversely impact the Company's business and reputation.

In the ordinary course of business, the Company relies on information technology networks and systems, some of which are managed by third parties, to process, transmit and store electronic information, and to manage or support a variety of business processes and activities. Additionally, the Company collects and stores sensitive data, including proprietary business information. Despite security measures and business continuity plans, the Company's information technology networks and infrastructure may be vulnerable to damage, disruptions or shutdowns due to attack by hackers, breaches, employee error or malfeasance, power outages, computer viruses, telecommunication or utility failures, systems failures, natural disasters or other catastrophic events. While we have not experienced any material losses related to cyber-attacks or information security breaches to date, any such event could result in legal claims or proceedings, liability or penalties under privacy laws, disruption in operations and damage to the Company's reputation, which could adversely affect the Company's business.

The Company's future results may be affected by various legal and regulatory proceedings and legal compliance risks.

From time to time, the Company is subject to certain legal and regulatory proceedings in the ordinary course of business and otherwise. The outcome of these legal proceedings may differ from the Company's expectations because the outcomes of litigation, including regulatory matters, are often difficult to reliably predict. Various factors or developments could lead the Company to change current estimates of liabilities and related insurance receivables where applicable, or make such estimates for matters previously not susceptible to reasonable estimates, such as a significant judicial ruling or judgment, settlement, regulatory development or change in applicable law. A

future adverse ruling, settlement or unfavorable development could result in charges that could have a material adverse effect on the Company's results of operations or cash flows in any particular period.

Our common stock price is volatile, which could result in substantial losses for individual shareholders.

The market price of our common stock has been volatile, and we expect that it will continue to be volatile. In particular, our common stock may be subject to significant fluctuations in response to a variety of factors, including:

- general economic and business conditions;
- changing market conditions in the industries that we serve;
- monetary and fiscal policies, laws and regulations and other activities of government agencies and similar organizations;
- conditions in U.S. and global securities markets and other capital markets;
- actual or anticipated variations in quarterly operating results;
- failure to meet analyst predictions and projections;
- costs and other effects of legal and administrative proceedings, claims, settlements and judgments;
- additions or departures of key personnel;
- announcements of innovations or new services by us or our competitors;
- domestic and international health crises and pandemics;
- our sales of common stock or other securities in the future; and
- other events or factors, many of which are beyond our control.

In addition, our common stock price has recently experienced significant fluctuations due to speculation surrounding the effects of the COVID-19 outbreak on our operations. Such fluctuations may create conditions in which the market price of our common stock does not reflect an accurate measure of the long-term value of our common stock.

Due to these factors, you may not be able to sell your stock at or above the price you paid for it, which could result in substantial losses.

Item 1B. Unresolved Staff Comments.

None.

Item 2. Properties.

The Company's principal executive office is located at 60 Centurian Drive, Suite 112, Markham, Ontario, Canada, L3R 9R2. The approximate monthly rent was \$3,300 for 4,200 square feet under a lease which expired February 28, 2022, and we are in the process of negotiating a new lease at the same location, details of which have not been confirmed at the time of this filing. Working out of the principal executive office are the President and Chief Executive Officer, Lloyd Hoffman, and the Chief Financial Officer, Colleen McDonald.

The Building Supply segment manufacturing facility is located at 301 South Blanchard Street, Valdosta, Georgia. The average monthly rent is \$37,500 for 165,400 square feet. This lease expires on January 1, 2024.

The Disposable Protective Apparel segment has its cutting operation, warehousing and shipping facility at 1287 Fairway Drive, Nogales, Arizona. The approximate monthly rent is \$28,900 for 60,000 square feet. This lease expires on December 31, 2022. The Disposable Protective Apparel segment also has two warehousing facilities, warehouse one is located at 1441 N. Industrial Park Drive, suite #B1, and warehouse two is located at 1206 W. Industrial Park Drive, both in Nogales AZ. The approximate monthly rent is \$3,600 and \$6,000 for 7,140 square feet and 11,700 square feet respectively. Warehouse one's lease expires March 2022 and will not be renewed and warehouse two's lease expires in April 2022, and we do not intend to renew at this time. These leases related to additional temporary spaces needed due to higher inventory levels as a result of COVID-19.

The Company manufactures its surgical face masks at a facility located at 236 North 2200 West, Salt Lake City, Utah. The monthly rent is \$18,100 for 34,500 square feet. This lease expires on July 31, 2024.

The Company believes that these arrangements are suitable and adequate for its present needs and that other premises, if required, are readily available.

Item 3. Legal Proceedings.

The Company is subject to various pending and threatened litigation actions in the ordinary course of business. Although it is not possible to determine with certainty at this point in time what liability, if any, the Company will have as a result of such litigation, based on consultation with legal counsel, management does not anticipate that the ultimate liability, if any, resulting from such litigation will have a material effect on the Company's financial condition and results of operations.

Item 4. Mine Safety Disclosures.

N/A

PART II

Item 5. Market For Registrant's Common Equity, Related Stockholder Matters and Issuer Purchases of Equity Securities.

MARKET INFORMATION

The Company's common stock trades on the NYSE American (formerly the NYSE MKT, the NYSE Amex and the American Stock Exchange) (the "NYSE American") under the symbol "APT."

As of March 1, 2022, the Company's common stock was held by 109 shareholders of record and approximately 27,000 beneficial owners.

Dividends

The holders of the Company's common stock are entitled to receive such dividends as may be declared by the Board of Directors of the Company from time to time to the extent that funds are legally available for payment thereof. The Company has never declared or paid any dividends on any of its outstanding shares of common stock. The Board of Directors' current policy is not to pay dividends but rather to use available funds to repurchase common shares in accordance with the Company's repurchase program and to fund the continued development and growth of the Company. Consequently, the Company currently has no plans to pay cash dividends in the foreseeable future.

ISSUER PURCHASES OF EQUITY SECURITIES

The following table sets forth purchases made by or on behalf of the Company or any "affiliated purchaser," as defined in Rule 10b-18(a)(3) of the Securities Exchange Act of 1934, during the fourth quarter of 2021.

Issuer Purchases of Equity Securities

Period	Total Number of Shares Purchased (1)	Average Price Paid per Share	Total Number of Shares Purchased as Part of Publicly Announced Program (1)	Approximate Dollar Value of Shares that May Yet Be Purchased Under the Program (1)
October 1 - 31, 2021	20,000	\$6.24	20,000	\$283,000
November 1 - 30, 2021	17,500	5.45	17,500	187,000
December 1 - 31, 2021	19,500	5.57	19,500	2,078,000
	57,000	\$5.77	57,000	

(1) Pursuant to the Company's share repurchase program, on December 15, 2021, the Company announced that the Board of Directors had authorized a \$2,000,000 expansion of the Company's existing share repurchase program. All of the shares included in this table were purchased pursuant to this program. Since the inception of the share repurchase program, the Company has authorized the repurchase of \$44,520,000 of common stock, of which \$2,078,000 was available to repurchase as of December 31, 2021. The stock repurchase plan expires on December 15, 2022.

UNREGISTERED SALES OF EQUITY SECURITIES AND USE OF PROCEEDS

We did not sell any unregistered equity securities during the periods covered by this Annual Report on Form 10-K.

Item 6. (Reserved)

N/A

Item 7. Management’s Discussion and Analysis of Financial Condition and Results of Operations.

You should read the following discussion and analysis together with our consolidated financial statements and the notes to our consolidated financial statements, which appear elsewhere in this report.

Special Note Regarding Forward-Looking Statements

Certain information set forth in this Annual Report on Form 10-K contains “forward-looking statements” within the meaning of federal securities laws. Forward-looking statements include statements concerning our plans, objectives, goals, strategies, future events, future revenues or performance, capital expenditures, financing needs, plans or intentions relating to potential acquisitions and other information that is not historical information. When used in this report, the words “estimates,” “expects,” “anticipates,” “forecasts,” “plans,” “intends,” “believes” and variations of such words or similar expressions are intended to identify forward-looking statements. We may make additional forward-looking statements from time to time. We caution readers that these forward-looking statements speak only as of the date hereof. The Company hereby expressly disclaims any obligation or undertaking to release publicly any updates or revisions to any such statements to reflect any change in the Company’s expectations or any change in events, conditions or circumstances on which such statements are based. All forward-looking statements, whether written or oral and whether made by us or on our behalf, are expressly qualified by this special note.

Any expectations based on these forward-looking statements are subject to risks and uncertainties. These risks and other factors include, but are not limited to, those listed below and under “Risk Factors,” and elsewhere in this report. These and many other factors could affect the Company’s future operating results and financial condition and could cause actual results to differ materially from expectations based on forward-looking statements made in this document or elsewhere by the Company or on its behalf.

Special Note Regarding Smaller Reporting Company Status

We are filing this Annual Report on Form 10-K as a “smaller reporting company” (as defined in Rule 12b-2 of the Securities Exchange Act of 1934, as amended) based on our public float (the aggregate market value of our common equity held by non-affiliates of the Company) as of the last business day of our second fiscal quarter of 2021. As a result of being a smaller reporting company, we are allowed and have elected to omit certain information from this Management’s Discussion and Analysis of Financial Condition and Results of Operations; however, we have provided all information for the periods presented that we believe to be appropriate and necessary to aid in an understanding of the current consolidated financial position, changes in financial position and results of operations of the Company.

Critical Accounting Policies and Estimates

The preparation of our financial statements in conformity with U.S. generally accepted accounting principles (“U.S. GAAP”) requires us to make estimates and assumptions that affect the reported amounts of assets and liabilities, the disclosure of contingent assets and liabilities at the dates of the financial statements and the reported amounts of net sales and expenses during the periods reported. We base estimates on past experience and on various other assumptions that are believed to be reasonable under the circumstances. Our estimates are subject to uncertainties associated with the ongoing COVID-19 pandemic. The application of these accounting policies on a consistent basis enables us to provide timely and reliable financial information. Our significant accounting policies and estimates are more fully described in Note 2 – “Summary of Significant Accounting Policies” in the notes to our consolidated financial statements in Item 8. Our critical accounting policies and estimates include the following:

Accounts Receivable: Accounts receivable are recorded at the invoice amount and do not bear interest. The general terms for receivables is net 30 days. The allowance for doubtful accounts is the Company’s best estimate of the amount of probable credit losses in the Company’s existing accounts receivable; however, changes in circumstances relating to accounts receivable may result in a requirement for additional allowances in the future. The Company determines the allowance based upon historical write-off experience and known conditions about customers’ current ability to pay. Account balances are charged against the allowance when the potential for recovery is considered remote. For new customers with no order history with the Company we may require advance payments to reduce our credit risk. In 2021 and 2020, we recorded approximately \$0 and \$2,000, respectively, in charge-offs against the allowance.

Inventories: Inventories include freight-in, materials, labor and overhead costs and are stated at the lower of cost or net realizable value. Allowances are recorded for slow-moving, obsolete or unusable inventory. We assess our inventory for estimated obsolescence or unmarketable inventory and write down the difference between the cost of inventory and the estimated net realizable value based upon assumptions about future sales and supply on-hand, if necessary. If actual market conditions are less favorable than those projected by management, additional inventory write-downs may be required. In 2021 and 2020, we recorded approximately \$376,000 and \$114,000, respectively, in write-downs of inventory.

Leases: We determine if an arrangement is a lease at inception. Operating leases are included as right-of-use (“ROU”) assets and lease liabilities on our consolidated balance sheet. ROU assets and lease liabilities are recognized based on the present value of the future minimum lease payments over the lease term at the commencement date. Our leases do not provide an implicit rate, and, therefore, we estimate our collateralized borrowing rate under similar terms based on the information available at the commencement date in determining the present value of future minimum lease payments. Our lease terms may include options to extend or terminate the lease when it is reasonably certain that we will exercise such options. We do not record leases on our consolidated balance sheet with a term of one year or less. We elected a package of transition practical expedients, which included not reassessing whether any expired or existing contracts are or contain leases, not reassessing the lease classification of expired or existing leases, and not reassessing initial direct costs for existing leases. We also elected a practical expedient to not separate lease and non-lease components. We did not elect the practical expedient to use hindsight in determining our lease terms or assessing impairment of our ROU assets. As of December 31, 2021, we have \$2.6 million in ROU assets.

Revenue Recognition: Net sales includes revenue from products and shipping and handling charges, net of estimates for product returns and any related sales incentives. Our customer contracts have a single performance obligation: transfer control of products to customers. Revenue is measured as the amount of consideration that we expect to receive in exchange for transferring control of products. All revenue is recognized when we satisfy our performance obligations under the applicable contract. We recognize revenue in connection with transferring control of the promised products to the customer, with revenue being recognized at the point in time when the customer obtains control of the products, which is generally when title passes to the customer upon delivery to a third party carrier for FOB shipping point arrangements and to the customer for FOB destination arrangements, at which time a receivable is created for the invoice sent to the customer. Shipping and handling activities are performed prior to the customer obtaining control of the goods, and are accounted for as fulfillment activities and are not a promised good or service. Shipping and handling charges billed to customers are included in revenue. Shipping and handling costs, associated with the distribution of the Company’s product to the customers, are recorded in cost of goods sold and are recognized when control of the product is transferred to the customer, which is at the time products are delivered to the third party carrier for FOB shipping point arrangements and to the customer for FOB destination arrangements. We estimate product returns based on historical return rates and estimate rebates based on contractual agreements. Using probability assessments, we estimate sales incentives expected to be paid over the term of the contract. Sales taxes and value added taxes in foreign and domestic jurisdictions that are collected from customers and remitted to governmental authorities are accounted for on a net basis and, therefore, are excluded from net sales. The Company manufactures certain private label goods for customers and has determined that control does not pass to the customer at the time of manufacture, based upon the nature of the private labelling. The Company has determined that, as of December 31, 2021, it had no material contract assets, and concluded that its contract liabilities (primarily rebates) had the right of offset against customer receivables. As of December 31, 2021, the Company had no contract liabilities as compared to \$209,000 as of December 31, 2020 which contract liabilities were a result of customer advance payments of orders connected to the COVID-19 pandemic (see “Impact of the Novel Coronavirus (COVID-19)” below).

Sales Returns, Rebates and Allowances: Sales are reduced for any anticipated sales returns, rebates and allowances based on historical experience. Since our return policy is only 90 days and our products are not generally susceptible to external factors such as technological obsolescence or significant changes in demand, we are able to make a reasonable estimate for returns. We offer end-user product specific and sales volume rebates to select distributors. Our rebates are based on actual sales and are accrued monthly.

Stock-Based Compensation: The Company accounts for stock-based awards using Financial Accounting Standards Board (“FASB”) Accounting Standards Codification (“ASC”) 718, Stock Compensation. ASC 718 requires companies to record compensation expense for the value of all outstanding and unvested share-based payments, including employee stock options and similar awards.

The fair values of stock option grants are determined using the Black-Scholes option-pricing model and are based on the following assumptions: expected stock price volatility based on historical data and management’s expectations of future volatility, risk-free interest rates from published sources, expected term based on historical data, and no dividend yield, as the Board of Directors currently has no plans to pay dividends in the foreseeable future. The Company accounts for option forfeitures as they occur. The Black-Scholes option-pricing model was developed for use in estimating the fair value of traded options that have no vesting restrictions and that are fully transferable. In addition, the option-pricing model requires the input of highly subjective assumptions, including expected stock price volatility. Our stock options have characteristics significantly different from those of traded options, and changes in the subjective input assumptions can materially affect the fair value of such options. In 2021 and 2020, we recorded \$315,000 and \$375,000, respectively, in compensation expense for share-based awards,

OVERVIEW

Alpha Pro Tech is in the business of protecting people, products and environments. We accomplish this by developing, manufacturing and marketing a line of high-value, disposable protective apparel products for the cleanroom, industrial, pharmaceutical, medical and dental markets. We also manufacture a line of building supply construction weatherization products. Our products are sold under the “Alpha Pro Tech” brand name, as well as under private label.

Our products are grouped into two business segments: (i) the Building Supply segment, consisting of construction weatherization products, such as housewrap and synthetic roof underlayment as well as other woven material; and (ii) the Disposable Protective Apparel segment, consisting of disposable protective garments (including shoe covers, bouffant caps, coveralls, gowns, frocks and lab coats), face masks and face shields.

Our target markets include pharmaceutical manufacturing, bio-pharmaceutical manufacturing and medical device manufacturing, lab animal research, high technology electronics manufacturing (which includes the semi-conductor market), medical and dental distributors, and construction, building supply and roofing distributors.

Our products are used primarily in cleanrooms, industrial safety manufacturing environments, health care facilities, such as hospitals, laboratories and dental offices, and building and re-roofing sites. Our products are distributed principally in the United States through a network consisting of purchasing groups, national distributors, local distributors, independent sales representatives and our own sales and marketing force.

Impact of the Novel Coronavirus (COVID-19)

After the start of the COVID-19 pandemic in early 2020, we experienced a significant surge in customer demand for our proprietary N-95 Particulate Respirator face mask product and other personal protective equipment (“PPE”) products as a result of COVID-19. We experienced a dramatic increase in revenue from sales of PPE products during 2020 and to a lesser extent the beginning of 2021, especially with respect to face masks and disposable protective garments, including shoe covers, coveralls, gowns, lab coats and bouffant caps.

In an effort to meet the unprecedented demand, and to aid communities around the world in responding to the ongoing healthcare crisis, the Company ramped up production during the first quarter of 2020 of our PPE products, in particular our N-95 face mask, which is manufactured by the Company in the United States. We addressed the growing customer demand for PPE products by increasing and improving the human, mechanical, and supply chain components behind production, but even with these increases and improvements, customer demand for PPE products exceeded industry supply from time to time.

Since 2020, we have encountered a number of constraints within our supply chain due to government-mandated shutdowns, raw materials shortages and shipping delays. Although we continue to work to alleviate these supply chain issues by securing additional supply sources, in the event of subsequent shutdowns, shortages or delays, our production and sales could be further impacted. Further, we have experienced increases in the costs of raw materials, and if the prices of raw materials continue to rise more rapidly than our sales prices, our profits may be impacted negatively.

We are continuing to serve our customers while taking every precaution to provide a safe work environment for our employees. We have enacted enhanced operating protocols to assure the safety and well-being of our employees, and otherwise adjusted work schedules to maximize our capacity while adhering to recommended precautions such as social distancing. We believe that we may have to take further actions that we determine are in the best interests of our employees or as required by federal, state, or local authorities. Although we will continue to adhere to restrictions imposed by local governments in the jurisdictions in which we operate, government regulations have impacted workforce availability and expense in certain of the Company’s manufacturing facilities, and we expect this to continue for some time. While this remains a fluid situation, all of our U.S. manufacturing sites are currently operating at or above normal production rates.

COVID-19 has resulted in a downturn in the global financial markets and a slowdown in the global economy. This economic environment may impact some of our customers’ ability to pay or lead them to request extended payment terms, and we have experienced cost increases from some of our suppliers. Additionally, we expect that demand for our Building Supply segment products could be negatively impacted if we experience a decrease in housing starts and increased uncertainty in the housing market and the economy in general, although to date we have not experienced any material negative impact in our Building Supply segment.

The impact of the COVID-19 pandemic continues to unfold. Overall, the increase in sales of our PPE products resulting from the pandemic had a positive impact on our 2020 and 2021 financial results. The extent of the pandemic’s effect on our future operational and financial performance will depend in large part on future developments. Future developments include the duration, scope and severity of the pandemic and new variants, the actions taken to contain or mitigate its impact, the impact on governmental programs and budgets, the development of treatments or vaccines, and the efficacy of mass vaccinations, and the resumption of widespread economic activity in certain sectors. Due to the inherent uncertainty of the unprecedented and rapidly evolving situation, we are unable to predict with any certainty the likely impact of the COVID-19 pandemic on our future operations.

Management will continue to carefully monitor the current dynamic market conditions and work to respond to them swiftly and effectively.

RESULTS OF OPERATIONS

The following table sets forth certain operational data as a percentage of sales for the years indicated:

	<u>2021</u>	<u>2020</u>
Net sales	100.0%	100.0%
Gross profit	36.9%	49.2%
Selling, general and administrative expenses	24.1%	17.7%
Income from operations	11.5%	30.8%
Income before provision for income taxes	12.4%	31.4%
Net income	9.8%	26.2%

Fiscal Year 2021 Compared to Fiscal Year 2020

Sales. Consolidated sales for the year ended December 31, 2021 decreased to \$68,637,000, from \$102,700,000 for the year ended December 31, 2020, representing a decrease of \$34,063,000, or 33.2%. This decrease consisted of decreased sales in the Disposable Protective Apparel segment of \$40,372,000 and increased sales in the Building Supply segment of \$6,309,000.

Disposable Protective Apparel Segment

Sales for the Disposable Protective Apparel segment for the year ended December 31, 2021 decreased by \$40,372,000, or 56.0%, to \$31,748,000, compared to \$72,120,000 for 2020. This segment decrease was due to a 3.5% increase in sales of disposable protective garments, an 80.0% decrease in sales of face masks and a 68.0% decrease in sales of face shields, all primarily due to reduced customer demand in 2021 compared to a surge in demand in 2020 associated with the pandemic.

The sales mix of the Disposable Protective Apparel segment for the year ended December 31, 2021 was approximately 63% for disposable protective garments, 26% for face masks and 11% for face shields. This sales mix is compared to approximately 27% for disposable protective garments, 58% for face masks and 15% for face shields for the year ended December 31, 2020.

Sales for the disposable protective garments increased by 3.5% in 2021, primarily due to record sales in the first and second quarters of 2021 resulting from strong orders received from our major international channel partner in 2020 in response to COVID-19. Sales in the second half of 2021 were negatively affected as inventory levels in the supply chain primarily with our partner mentioned above, were higher than historical. Although sales were down in the latter half of 2021 and more in line with pre-pandemic levels, this partner's sales to its end users for the same period are much higher than pre-pandemic levels.

The decrease in face mask sales in 2021, primarily our proprietary N-95 Particulate Respirator face mask, resulted from very significant record breaking customer demand associated with the COVID-19 pandemic in 2020. The decrease in face shield sales in 2021 was also due to the decline in demand associated with the COVID-19 pandemic. Although face mask and face shield sales were down in 2021, they were higher than any other year on record, with the exception of the past pandemics in 2020 (COVID-19) and 2009 (H1N1). Due to COVID-19 variants and other challenges related to efforts to reduce the duration, scope and severity of the pandemic, sales of face masks and face shields are expected to remain higher than pre-pandemic levels in the short term, but it is uncertain how long this will continue.

As the pandemic continues, our partnerships within our authorized distributor community in this segment remains strong. Together, we are navigating what is still a delicate balance of in-person and virtual opportunities to market our disposable protective garments, face mask and face shield portfolio to current and new end-customers. Additionally, we are working to support our end-customers in concert with our distributor partners until such time that the pandemic is behind us, whether it be through virtual selling and product training, practical face-to-face meetings or via small off-campus gatherings.

Building Supply Segment

Building Supply segment sales for the year ended December 31, 2021 increased by \$6,309,000, or 20.6%, to a record \$36,889,000, compared to \$30,580,000 for the year ended December 31, 2020. The Building Supply segment increase was primarily due to an increase in sales of synthetic roof underlayment of 25.9%, an increase in sales of housewrap and accessories of 19.7% and flat sales of other woven material compared to 2020.

The sales mix of the Building Supply segment for the year ended December 31, 2021 was approximately 50% for synthetic roof underlayment, 43% for housewrap and accessories and 7% for other woven material. This compared to approximately 48% for synthetic roof underlayment, 43% for housewrap and accessories and 9% for other woven material for the year ended December 31, 2020. Our synthetic roof underlayment product line includes REX SynFelt®, REX TECHNOply® and TECHNO SB®; our housewrap product line

consists of REX Wrap®, REX Wrap® Plus and REX Wrap Fortis®; and our housewrap accessories product line consists of REXTREME Window and Door Flashing and REX™ Seam tape.

Building Supply segment sales were a record for the year ended December of 2021, with continued significant growth due to strong demand for both our synthetic roof underlayment and housewrap products. Synthetic roof underlayment sales were a record and increased by 25.9% compared to 2020 due to the increase in inventory requirements at the dealer level, as well as the expansion of new home construction. Growth in sales of our synthetic roof underlayment products in 2021 was primarily due to robust sales of our TECHNO SB®25 product line. The housewrap line of products experienced a 19.7% increase in 2021, which was also a record due to growth in new market share as well as high demand for new home construction. Our system of selling housewrap with associated accessories is becoming increasingly accepted in the market.

The Company has committed to increasing production capacity in our Building Supply segment by investing approximately \$4.0 million in new equipment, a part of which became operational in the latter part of the third quarter of 2021. As a result of delays in the supply chain the most expensive piece of equipment, for which an approximately \$1,000,000 balance remains outstanding, has had a further delay. This equipment was originally anticipated to arrive in the latter part of the fourth quarter of 2021 and is now expected in the latter part of the second quarter of 2022 and is expected to be operational in the third quarter of 2022.

Management is encouraged by the current demand for its Building Supply products and anticipates strong continued growth in 2022. The company has continued to enjoy increased sales by utilizing a strategic approach to adding additional dealers through aggressive sales strategies. Being vertically integrated and having control of our manufacturing, unlike most of our competitors, aided in minimizing the effects of worldwide supply chain issues experienced during 2021. As discussed above, the synthetic roofing market has remained strong throughout 2021 although there could be some retraction heading into 2022. By adding dealers, distribution channels and products in the roofing sector during 2021, we remain confident in maintaining our sales growth into 2022. We expect our housewrap sales will continue to grow with new home construction remaining high, as well as with our ability to deliver products in a timely fashion by utilizing our vertically integrated manufacturing capabilities. This coupled with our growing distribution channels was the backbone of our sales growth during 2021.

Gross Profit. Gross profit decreased by \$25,184,000, or 49.9%, to \$25,298,000 for the year ended December 31, 2021, from \$50,482,000 for the year ended December 31, 2020. The gross profit margin was 36.9% for the year ended December 31, 2021, compared to 49.2% for the year ended December 31, 2020. Gross profit margin in 2021 was similar to pre-pandemic levels. The gross profit margin was negatively affected in 2021 as a result of changes in product mix as the need for face masks and face shields, which have a higher gross profit margin than our other products, declined from the surge in customer demand in 2020 as a result of the COVID-19 pandemic, as well as increased raw material costs and ocean freight and other transportation costs.

Management believes that gross profit margin likely will continue to be negatively affected by the recent significant increases in ocean freight and other transportation costs. Additionally, our portfolio of products has been affected by much higher than normal raw material costs. In the current environment, cost increases may rise more rapidly than our sales prices, which could further decrease gross profit margin.

Selling, General and Administrative Expenses. Selling, general and administrative expenses decreased by \$1,617,000, or 8.9%, to \$16,554,000 for the year ended December 31, 2021, from \$18,171,000 for the year ended December 31, 2020. However, as a percentage of net sales, selling, general and administrative expenses increased to 24.1% for the year ended December 31, 2021, down from 17.7% for 2020, primarily as a result of lower net sales.

The change in expenses by segment for the year ended December 31, 2021 was as follows: Disposable Protective Apparel was down \$813,000, or 12.9%; Building Supply was up \$273,000, or 5.1%; and corporate unallocated expenses were down \$1,077,000, or 16.5%. The decrease in Disposable Protective Apparel segment expenses was primarily related to decreased employee compensation, commission and general factory expenses. The increase in Building Supply segment expenses was related to increased employee compensation, commission and travel expenses, partially offset by decreased general office expenses. The decrease in corporate unallocated expenses was primarily due to decreased accrued bonuses and professional fees, partially offset by increased public company expenses, insurance expenses and general office expenses.

In accordance with the terms of his employment agreement, the Company's current President and Chief Executive Officer is entitled to an annual bonus equal to 5% of the pre-tax profits of the Company, excluding bonus expense, up to a maximum of \$1.0 million. A bonus amount of \$447,000 was accrued for the year ended December 31, 2021, compared to \$1,000,000 for the year ended December 31, 2020.

Depreciation and Amortization. Depreciation and amortization expense increased by \$88,000, or 12.1%, to \$817,000 for the year ended December 31, 2021, from \$729,000 for the year ended December 31, 2020. The increase was primarily attributable to increased depreciation for machinery and equipment in the Building Supply segment and increased corporate depreciation related to computer technology.

Income from Operations. Income from operations decreased by \$23,655,000, or 74.9%, to \$7,927,000 for the year ended December 31, 2021, compared to \$31,582,000 for the year ended December 31, 2020. The decreased income from operations was primarily due to a decrease in gross profit of \$25,184,000 and an increase in depreciation and amortization expense of \$88,000, partially offset by a decrease

in selling, general and administrative expenses of \$1,617,000. Income from operations as a percentage of net sales for the year ended December 31, 2021 was 11.5%, compared to 30.8% for the same period of 2020.

Other Income. Other income decreased by \$93,000, or 14.0%, to \$573,000 for the year ended December 31, 2021, from \$666,000 for the year ended December 31, 2020. The decrease was primarily due to a decrease in equity in income of unconsolidated affiliate of \$139,000 and a decrease in interest income of \$16,000, partially offset by a loss on marketable securities in 2021 compared to no gain or loss on marketable securities during the same period of 2020, for a net increase of \$62,000.

Other income consisted of equity in income of unconsolidated affiliate of \$571,000 and interest income of \$2,000 for the year ended December 31, 2021. Other income consisted of equity in income of unconsolidated affiliate of \$710,000, a loss on marketable securities of \$62,000 and interest income of \$18,000 for the year ended December 31, 2020.

Income before Provision for Income Taxes. Income before provision for income taxes for the year ended December 31, 2021 was \$8,500,000, compared to income before provision for income taxes of \$32,248,000 for 2020, representing a decrease of \$23,748,000, or 73.6%. This decrease in income before provision for income taxes was due to a decrease in income from operations of \$23,655,000 and a decrease in other income of \$93,000.

Provision for Income Taxes. The provision for income taxes for the year ended December 31, 2021 was \$1,744,000, compared to \$5,360,000 for 2020. The provision for income taxes for 2020 included an estimated nonrecurring tax benefit of \$2.0 million in the first quarter of 2020 as a result of the exercise of disqualified Incentive Stock Options and the exercise of Non-Qualified Stock Options. The estimated effective tax rate was 20.5% for the year ended December 31, 2021, compared to 16.6% for the year ended December 31, 2020. Excluding the estimated nonrecurring tax benefit of \$2.0 million, the estimated effective tax rate was 22.2% for the year ended December 31, 2020. The Company does not record a tax provision on equity in income of unconsolidated affiliate, which reduces the effective tax rate.

Net Income. Net income for the year ended December 31, 2021 was \$6,756,000 compared to net income of \$26,888,000 for the year ended December 31, 2020, representing a decrease of \$20,132,000, or 74.9%. The decrease in net income was largely associated with the unprecedented surge in product demand due to the COVID-19 pandemic in 2020. The net income decrease comparing the years ended December 31, 2021 and 2020 was due to a decrease in income before provision for income taxes of \$23,748,000, partially offset by a decrease in provision for income taxes of \$3,616,000. As mentioned above, a tax benefit from stock options exercised positively impacted net income in the first quarter of 2020 by an estimated \$2.0 million. Net income as a percentage of net sales for the year ended December 31, 2021 was 9.8%, and net income as a percentage of net sales for 2020 was 26.2%. Basic earnings per common share for the years ended December 31, 2021, and 2020 were \$0.51 and \$2.00, respectively. Diluted earnings per common share for the years ended December 31, 2021 and 2020 were \$0.50 and \$1.92, respectively. Diluted earnings per common share prior to COVID-19 for the years ended December 31, 2019 and 2018 were \$0.23 and \$0.26, respectively.

LIQUIDITY AND CAPITAL RESOURCES

As of December 31, 2021, the Company had cash of \$16,307,000 and working capital of \$50,331,000. As of December 31, 2021, the Company's current ratio (current assets/current liabilities) was 20:1, compared to a current ratio of 9:1 as of December 31, 2020. Cash decreased by 30.0%, or \$6,985,000, to \$16,307,000 as of December 31, 2021, compared to \$23,292,000 as of December 31, 2020, and working capital increased by \$811,000 from \$49,451,000 as of December 31, 2020. The decrease in cash from December 31, 2021 was due to cash used in operating activities of \$480,000, cash used in investing activities of \$2,524,000 and cash used in financing activities of \$3,981,000.

We previously had a \$3,500,000 credit facility with Wells Fargo Bank, consisting of a line of credit with interest at prime plus 0.5%. This credit line expired in May 2020, and the Company decided not to renew. The Company has continued its relationship with Wells Fargo, with the exception of the line of credit. The Company determined that the credit line is not necessary at this time, as it had not been used in several years, and the Company currently has sufficient funding from operations.

Net cash used by operating activities of \$480,000 for the year ended December 31, 2021 was due to net income of \$6,756,000, impacted primarily by the following: stock-based compensation expense of \$315,000, depreciation and amortization expense of \$817,000, equity in income of unconsolidated affiliate of \$571,000, operating lease expense net of accretion of \$887,000, an increase in deferred income taxes of \$228,000, a decrease in accounts receivable of \$4,257,000, an increase in prepaid expenses of \$856,000, an increase in inventory of \$8,220,000, a decrease in accounts payable and accrued liabilities of \$2,998,000, a decrease in customer advance payments of \$209,000 and a decrease in lease liabilities of \$886,000.

Accounts receivable decreased by \$4,257,000, or 47.1%, to \$4,780,000 as of December 31, 2021, from \$9,037,000 as of December 31, 2020. The decrease in accounts receivable was related to decreased sales. The number of days that sales remained outstanding as of December 31, 2021, calculated by using an average of accounts receivable outstanding and annual revenue, was 24 days, compared to 34 days as of December 31, 2020.

Inventory increased by \$8,220,000, or 49.1%, to \$24,969,000 as of December 31, 2021, from \$16,749,000 as of December 31, 2020. The increase was primarily due to an increase in inventory for the Disposable Protective Apparel segment of \$4,737,000, or 41.2%, to \$16,236,000 and an increase in inventory for the Building Supply segment of \$3,483,000, or 66.3%, to \$8,733,000. The increase in the Disposable Protective Apparel segment inventory was primarily due to an increase mask inventory and the increase in the Building Supply segment inventory was primarily due to expected increased sales as well as to allow for supply chain delays.

Prepaid expenses increased by \$856,000, or 14.1%, to \$6,943,000 as of December 31, 2021, from \$6,087,000 as of December 31, 2020. The increase was primarily due to prepayments for tax payments, partially offset by decreased prepaid insurance.

Right-of-use assets as of December 31, 2021 decreased by \$887,000 to \$2,648,000 from \$3,535,000 as of December 31, 2020 as a result of amortization of the balance.

Lease liabilities as of December 31, 2021 decreased by \$886,000 to \$2,700,000 from \$3,586,000 as of December 31, 2020. The recording of the lease liabilities was the result of adopting ASC 842, Leases. The recording of the lease liabilities was the result of adopting ASC 842, Leases. The decrease in the lease liabilities was the result of lease payments made during the year.

Accounts payable and accrued liabilities as of December 31, 2021 decreased by \$2,998,000, or 62.8%, to \$1,778,000, from \$4,776,000 as of December 31, 2020. The decrease was primarily due to a decrease in accounts payable as a result of decreased raw material purchases, a decrease in accrued liabilities, and a decrease in accrued bonuses.

Customer advance payment of orders as of December 31, 2021 was \$0, which was the result of no customer deposits for future dated PPE orders in response to the COVID-19 pandemic, compared to \$209,000 as of December 31, 2020.

Net cash used in investing activities was \$2,524,000 for the year ended December 31, 2021, compared to net cash used in investing activities of \$862,000 for the same period of 2020. Investing activities for the year ended December 31, 2021 consisted of the purchase of property and equipment of \$2,524,000. Investing activities for the year ended December 31, 2020 consisted of the purchase of property and equipment of \$1,135,000 for both the Building Supply segment and the Disposable Apparel Products segment and proceeds from the sale of marketable securities of \$273,000.

Net cash used in financing activities was \$3,981,000 for the year ended December 31, 2021, compared to net cash used in financing activities of \$668,000 for the same period of 2020. Net cash used in financing activities for the year ended December 31, 2021 resulted from the payment of \$4,408,000 for the repurchase of common stock, partially offset by proceeds of \$427,000 from the exercise of stock options. Net cash used in financing activities for the year ended December 31, 2020 resulted from the payment of \$2,666,000 for the repurchase of common stock, mainly offset by proceeds of \$1,998,000 from the exercise of stock options.

As of December 31, 2021, we had \$2,078,000 available for additional stock purchases under our stock repurchase program. For the year ended December 31, 2021, we repurchased 439,000 shares of common stock at a cost of \$4,408,000. As of December 31, 2021, we had repurchased a total of 18,549,917 shares of common stock at a cost of \$42,442,000 through our repurchase program. We retire all stock upon repurchase. Future repurchases are expected to be funded from cash on hand and cash flows from operating activities

We believe that our current cash balance will be sufficient to satisfy our projected working capital and planned capital expenditures for the foreseeable future.

We have committed to increasing production capacity in our Building Supply segment by investing approximately \$4.0 million in new equipment, a part of which became operational in the latter part of the third quarter of 2021. As a result of delays in the supply chain the most expensive piece of equipment, for which an approximately \$1,000,000 balance remains outstanding, has had a further delay. This amount has not been prepaid and will be paid in full upon delivery of equipment. The equipment was originally anticipated to arrive in the latter part of the fourth quarter of 2021 and is now expected in the latter part of the second quarter of 2022 and is expected to be operational in the third quarter of 2022. The Company expects to fund the remaining balance from cash flow from operations.

Related Parties

During 2021, the Company had no related party transactions, other than the Company's transactions with its non-consolidated affiliate, Harmony. See Note 7 – "Equity Investments in Unconsolidated Affiliate" in the notes to our consolidated financial statements in Item 8 for more information on our relationship with our non-consolidated affiliated Harmony Plastics Private Limited.

New Accounting Standards

In December 2019, the FASB issued ASU No. 2019-12, Income Taxes (Topic 740): Simplifying the Accounting for Income Taxes, which is intended to simplify various aspects related to accounting for income taxes. ASU 2019-12 removes certain exceptions to the general principles in Topic 740 and also clarifies and amends existing guidance to improve consistent application. This guidance is effective for fiscal years, and interim periods within those fiscal years, beginning after December 15, 2020, with early adoption permitted. Adoption of the new standard in January 2021, did not have a material impact on our consolidated financial statements.

Management periodically reviews new accounting standards that are issued. Management has not identified any other new standards that

it believes merit further discussion at this time.

Item 7A. Quantitative and Qualitative Disclosures About Market Risk.

We subcontract the manufacturing of products in Sri Lanka, China and, to a lesser extent, in Mexico, and have a joint venture in India. In addition, our principal executive office, with 18 employees, is located in Canada. We do not believe that we have a material foreign currency exposure due to the fact that our purchase agreements with companies in Sri Lanka, China, India and Mexico are settled in U.S. dollars. In addition, all sales transactions are in U.S. dollars. In Canada, our foreign currency exposure is not material due to the fact that we do not conduct manufacturing operations in Canada. Our exposure is limited to payroll expenses in the Canadian branch office.

We do not expect any significant effect on our consolidated results of operations from inflation, interest or currency rate fluctuations. We do not hedge interest rates or foreign exchange risks.

Alpha Pro Tech, Ltd.

Item 8. Financial Statements and Supplementary Data.

	Page
Management’s Annual Report on Internal Control over Financial Reporting	23
Reports of Independent Registered Public Accounting Firm (PCAOB ID 270).....	24
Consolidated Financial Statements:	
Consolidated Balance Sheets as of December 31, 2021 and 2020	26
Consolidated Statements of Comprehensive Income for the Years Ended December 31, 2021 and 2020	27
Consolidated Statements of Shareholders’ Equity for the Years Ended December 31, 2021 and 2020	28
Consolidated Statements of Cash Flows for the Years Ended December 31, 2021 and 2020	29
Notes to Consolidated Financial Statements.....	30

All schedules are omitted because they are not applicable or the required information is shown in the consolidated financial statements or notes thereto.

Alpha Pro Tech, Ltd.

Management's Report on Internal Control over Financial Reporting

Our management is responsible for establishing and maintaining adequate internal control over financial reporting. Internal control over financial reporting is defined in Rule 13a-15(f) and Rule 15d-15(f) under the Securities Exchange Act of 1934 as a process designed by, or under the supervision of, our principal executive and principal financial officers, and effected by our Board of Directors, management and other personnel, to provide reasonable assurance regarding the reliability of financial reporting and the preparation of financial statements for external purposes in accordance with U.S. generally accepted accounting principles and includes those policies and procedures that:

- pertain to the maintenance of records that, in reasonable detail, accurately and fairly reflect our transactions and dispositions of our assets;
- provide reasonable assurance that transactions are recorded as necessary to permit preparation of financial statements in accordance with U.S. generally accepted accounting principles, and that our receipts and expenditures are being made only in accordance with authorizations of management and directors; and
- provide reasonable assurance regarding prevention or timely detection of unauthorized acquisition, use or disposition of our assets that could have a material effect on the financial statements.

Because of its inherent limitations, internal control over financial reporting may not prevent or detect misstatements. Also, projections of any evaluation of effectiveness to future periods are subject to the risk that controls may become inadequate because of changes in conditions, or that the degree of compliance with the policies or procedures may deteriorate.

Under the supervision and with the participation of our management, including our principal executive and principal financial officers, we assessed, as of December 31, 2021, the effectiveness of our internal control over financial reporting. This assessment was based on criteria established in accordance with the Internal Control-Integrated Framework issued by the Committee of Sponsoring Organizations of the Treadway Commission (2013 framework). Based on this assessment, our management concluded that our internal control over financial reporting was effective as of December 31, 2021.

REPORT OF INDEPENDENT REGISTERED PUBLIC ACCOUNTING FIRM

To the Board of Directors and
Stockholders of Alpha Pro Tech, Ltd.

Opinions on the Consolidated Financial Statements and Internal Control over Financial Reporting

We have audited the accompanying consolidated balance sheets of Alpha Pro Tech, Ltd. and subsidiaries (collectively, the Company) as of December 31, 2021 and 2020, the related consolidated statements of income, comprehensive income, stockholders' equity, and cash flows for each of the years in the two-year period ended December 31, 2021, and the related notes (collectively referred to as the financial statements). We also have audited the Company's internal control over financial reporting as of December 31, 2021, based on criteria established in *Internal Control—Integrated Framework (2013)* issued by the Committee of Sponsoring Organizations of the Treadway Commission (COSO).

In our opinion, the financial statements referred to above present fairly, in all material respects, the financial position of the Company as of December 31, 2021 and 2020, and the results of its operations and its cash flows for each of the years in the two-year period ended December 31, 2021, in conformity with accounting principles generally accepted in the United States of America. Also, in our opinion, the Company maintained, in all material respects, effective internal control over financial reporting as of December 31, 2021, based on criteria established in *Internal Control—Integrated Framework (2013)* issued by COSO.

Basis for Opinion

The Company's management is responsible for these financial statements, for maintaining effective internal control over financial reporting, and for its assessment of the effectiveness of internal control over financial reporting included in the accompanying Management's Report on Internal Control over Financial Reporting. Our responsibility is to express an opinion on the Company's financial statements and an opinion on the Company's internal control over financial reporting based on our audits. We are a public accounting firm registered with the Public Company Accounting Oversight Board (United States) (PCAOB) and are required to be independent with respect to the Company in accordance with the U.S. federal securities laws and the applicable rules and regulations of the Securities and Exchange Commission and the PCAOB.

We conducted our audits in accordance with the standards of the PCAOB. Those standards require that we plan and perform the audits to obtain reasonable assurance about whether the financial statements are free of material misstatement, whether due to error or fraud, and whether effective internal control over financial reporting was maintained in all material respects.

Our audits of the financial statements included performing procedures to assess the risks of material misstatement of the financial statements, whether due to error or fraud, and performing procedures that respond to those risks. Such procedures included examining, on a test basis, evidence regarding the amounts and disclosures in the financial statements. Our audits also included evaluating the accounting principles used and significant estimates made by management, as well as evaluating the overall presentation of the consolidated financial statements. Our audit of internal control over financial reporting included obtaining an understanding of internal control over financial reporting, assessing the risk that a material weakness exists, and testing and evaluating the design and operating effectiveness of internal control based on the assessed risk. Our audits also included performing such other procedures as we considered necessary in the circumstances. We believe that our audits provide a reasonable basis for our opinions.

Definition and Limitations of Internal Control over Financial Reporting

A company's internal control over financial reporting is a process designed to provide reasonable assurance regarding the reliability of financial reporting and the preparation of financial statements for external purposes in accordance with generally accepted accounting principles. A company's internal control over financial reporting includes those policies and procedures that (1) pertain to the maintenance of records that, in reasonable detail, accurately and fairly reflect the transactions and dispositions of the assets of the

company; (2) provide reasonable assurance that transactions are recorded as necessary to permit preparation of financial statements in accordance with generally accepted accounting principles, and that receipts and expenditures of the company are being made only in accordance with authorizations of management and directors of the company; and (3) provide reasonable assurance regarding prevention or timely detection of unauthorized acquisition, use, or disposition of the company's assets that could have a material effect on the financial statements.

Because of its inherent limitations, internal control over financial reporting may not prevent or detect misstatements. Also, projections of any evaluation of effectiveness to future periods are subject to the risk that controls may become inadequate because of changes in conditions, or that the degree of compliance with the policies or procedures may deteriorate.

Critical Audit Matters

Critical audit matters are matters arising from the current period audit of the financial statements that were communicated or required to be communicated to the audit committee and that: (1) relate to accounts or disclosures that are material to the financial statements and (2) involved our especially challenging, subjective, or complex judgments. We determined that there are no critical audit matters.

/s/ Tanner LLC

We have served as the Company's auditor since 2011.

Lehi, Utah

March 11, 2022

Alpha Pro Tech, Ltd.

Consolidated Balance Sheets

	December 31, 2021	December 31, 2020
Assets		
Current assets:		
Cash and cash equivalents	\$ 16,307,000	\$ 23,292,000
Accounts receivable, net of allowance for doubtful accounts of \$64,000 as of December 31, 2021 and \$71,000 as of December 31, 2020	3,397,000	8,132,000
Accounts receivable, related party	1,383,000	905,000
Inventories	24,969,000	16,749,000
Prepaid expenses	6,943,000	6,087,000
Total current assets	<u>52,999,000</u>	<u>55,165,000</u>
Property and equipment, net	6,064,000	4,353,000
Goodwill	55,000	55,000
Definite-lived intangible assets, net	3,000	7,000
Right-of-use assets	2,648,000	3,535,000
Equity investment in unconsolidated affiliate	6,120,000	5,549,000
Total assets	<u>\$ 67,889,000</u>	<u>\$ 68,664,000</u>
Liabilities and Shareholders' Equity		
Current liabilities:		
Accounts payable	\$ 528,000	\$ 1,983,000
Accrued liabilities	1,250,000	2,793,000
Customer advance payments of orders	-	209,000
Lease liabilities	883,000	867,000
Total current liabilities	<u>2,661,000</u>	<u>5,852,000</u>
Lease liabilities, net of current portion	1,817,000	2,719,000
Deferred income tax liabilities, net	791,000	563,000
Total liabilities	<u>5,269,000</u>	<u>9,134,000</u>
Commitments and contingencies		
Shareholders' equity:		
Common stock, \$.01 par value: 50,000,000 shares authorized; 13,115,341 and 13,419,847 shares outstanding as of December 31, 2021 and December 31, 2020, respectively	132,000	135,000
Additional paid-in capital	-	409,000
Retained earnings	62,488,000	58,986,000
Total shareholders' equity	<u>62,620,000</u>	<u>59,530,000</u>
Total liabilities and shareholders' equity	<u>\$ 67,889,000</u>	<u>\$ 68,664,000</u>

The accompanying notes are an integral part of these consolidated financial statements.

Alpha Pro Tech, Ltd.

Consolidated Statements of Comprehensive Income

	Years Ended December 31,	
	2021	2020
Net sales	\$ 68,637,000	\$ 102,700,000
Cost of goods sold, excluding depreciation and amortization	43,339,000	52,218,000
Gross profit	25,298,000	50,482,000
Operating expenses:		
Selling, general and administrative	16,554,000	18,171,000
Depreciation and amortization	817,000	729,000
Total operating expenses	17,371,000	18,900,000
Income from operations	7,927,000	31,582,000
Other income (expense):		
Equity in income of unconsolidated affiliate	571,000	710,000
Loss on marketable securities	-	(62,000)
Interest income, net	2,000	18,000
Total other income	573,000	666,000
Income before provision for income taxes	8,500,000	32,248,000
Provision for income taxes	1,744,000	5,360,000
Net income	\$ 6,756,000	\$ 26,888,000
Basic earnings per common share	\$ 0.51	\$ 2.00
Diluted earnings per common share	\$ 0.50	\$ 1.92
Basic weighted average common shares outstanding	13,225,628	13,449,987
Diluted weighted average common shares outstanding	13,499,442	13,972,145

The accompanying notes are an integral part of these consolidated financial statements.

Alpha Pro Tech, Ltd.

Consolidated Statements of Shareholders' Equity

	Common Stock		Additional	Retained	Total
	Shares	Amount	Paid-in Capital	Earnings	
Balance as of December 31, 2019	12,885,273	\$ 129,000	\$ 708,000	\$ 32,098,000	\$ 32,935,000
Common stock repurchased and retired	(223,100)	(2,000)	(2,664,000)	-	(2,666,000)
Options exercised	757,674	8,000	1,990,000	-	1,998,000
Share-based compensation expense	-	-	375,000	-	375,000
Net income	-	-	-	26,888,000	26,888,000
Balance as of December 31, 2020	13,419,847	135,000	409,000	58,986,000	59,530,000
Common stock repurchased and retired	(439,000)	(4,000)	(1,150,000)	(3,254,000)	(4,408,000)
Options exercised	134,494	1,000	426,000	-	427,000
Share-based compensation expense	-	-	315,000	-	315,000
Net income	-	-	-	6,756,000	6,756,000
Balance as of December 31, 2021	<u>13,115,341</u>	<u>\$ 132,000</u>	<u>\$ -</u>	<u>\$ 62,488,000</u>	<u>\$ 62,620,000</u>

The accompanying notes are an integral part of these consolidated financial statements.

Alpha Pro Tech, Ltd.

Consolidated Statements of Cash Flows

	Years Ended December 31,	
	2021	2020
Cash Flows From Operating Activities:		
Net income	\$ 6,756,000	\$ 26,888,000
Adjustments to reconcile net income to net cash provided by (used in) operating activities:		
Share-based compensation	315,000	375,000
Depreciation and amortization	817,000	729,000
Loss on marketable securities	-	62,000
Equity in income of unconsolidated affiliate	(571,000)	(710,000)
Operating lease expense, net of accretion	887,000	(357,000)
Deferred income taxes	228,000	47,000
Changes in assets and liabilities:		
Accounts receivable, net	4,735,000	(4,564,000)
Accounts receivable, related party	(478,000)	(181,000)
Inventories	(8,220,000)	(5,446,000)
Prepaid expenses	(856,000)	(2,500,000)
Accounts payable and accrued liabilities	(2,998,000)	3,355,000
Customer advance payments of orders	(209,000)	209,000
Lease liabilities	(886,000)	367,000
Net cash provided by (used in) operating activities	<u>(480,000)</u>	<u>18,274,000</u>
Cash Flows From Investing Activities:		
Purchase of property and equipment	(2,524,000)	(1,135,000)
Proceeds from sales of marketable securities	-	273,000
Net cash used in investing activities	<u>(2,524,000)</u>	<u>(862,000)</u>
Cash Flows From Financing Activities:		
Proceeds from exercise of stock options	427,000	1,998,000
Repurchase of common stock	(4,408,000)	(2,666,000)
Net cash used in financing activities	<u>(3,981,000)</u>	<u>(668,000)</u>
Increase (decrease) in cash and cash equivalents	(6,985,000)	16,744,000
Cash and cash equivalents, beginning of the year	<u>23,292,000</u>	<u>6,548,000</u>
Cash and cash equivalents, end of the year	<u>\$ 16,307,000</u>	<u>\$ 23,292,000</u>
Supplemental disclosure of cash flow information:		
Cash paid for income taxes	<u>\$ 1,824,000</u>	<u>\$ 4,136,000</u>

The accompanying notes are an integral part of these consolidated financial statements.

Alpha Pro Tech, Ltd.

Notes to Consolidated Financial Statements

1. The Company

Alpha Pro Tech, Ltd. (“Alpha Pro Tech,” the “Company,” “we”, “us” or “our”) is in the business of protecting people, products and environments. The Company accomplishes this by developing, manufacturing and marketing a line of building supply products for the new home and re-roofing markets and a line of disposable protective apparel for the cleanroom, industrial, pharmaceutical, medical and dental markets.

The Building Supply segment consists of construction weatherization products, such as housewrap, housewrap accessories, namely tape and flashing, and synthetic roof underlayment, as well as other woven material.

The Disposable Protective Apparel segment consists of a complete line of disposable protective garments (shoecovers, bouffant caps, coveralls, gowns, frocks and lab coats), face masks and face shields. All of our disposable protective apparel products, including face masks and face shields, are sold through similar distribution channels, are single-use and disposable, have the purpose of protecting people, products and environments, and have to be produced in Food and Drug Administration (“FDA”) approved facilities, regardless of the market served.

The Company’s products are sold under the "Alpha Pro Tech" brand name as well as under private label, and are predominantly sold in the United States of America (“US”).

The ongoing novel coronavirus (COVID-19) pandemic has adversely affected global economies, financial markets and the overall environment in which we do business. Overall, the increase in sales of our Disposable Protective Apparel segment products resulting from the pandemic has had a positive impact on our year-to-date results, but the positive impact in 2021 is less than in 2020, as the effects of COVID-19 are normalizing. The extent of the pandemic’s effect on our future operational and financial performance will depend in large part on future developments, which cannot be predicted with confidence at this time. Future developments include the duration, scope and severity of the pandemic and new variants, including the Omicron variant, the actions taken to contain or mitigate its impact, the impact on governmental programs and budgets, the development of treatments or vaccines, and the efficacy of mass vaccinations, and the resumption of widespread economic activity in certain sectors. Due to the inherent uncertainty of the unprecedented and rapidly evolving situation, we are unable to predict with any certainty the likely impact of the COVID-19 pandemic on our future operations.

2. Summary of Significant Accounting Policies

Principles of Consolidation

The consolidated financial statements of the Company include the accounts of the Company and its wholly-owned subsidiaries, Alpha Pro Tech, Inc. and Alpha ProTech Engineered Products, Inc. All significant intercompany accounts and transactions have been eliminated in consolidation.

Events that occurred after December 31, 2021 through the date on which these financial statements were filed with the Securities and Exchange Commission (“SEC”) were considered in the preparation of these financial statements.

Use of Estimates

The preparation of financial statements in conformity with U.S. generally accepted accounting principles (“U.S. GAAP”) requires management to make estimates and assumptions that affect the reported amounts of assets and liabilities and the disclosure of contingent assets and liabilities at the date of the financial statements and the reported amounts of revenues and expenses for the reporting period. Actual results could differ from these estimates.

Periods Presented

All amounts have been rounded to the nearest thousand with the exception of the per share data. The Company qualified as a smaller reporting company at the measurement date for determining such qualification during 2021. According to the disclosure requirements for smaller reporting companies, the Company has included balance sheets as of the end of the two most recent years and statements of income, comprehensive income, shareholders’ equity and cash flows for each of the two most recent years.

Alpha Pro Tech, Ltd.

Notes to Consolidated Financial Statements

Cash and Cash Equivalents

The Company considers all highly liquid investments purchased with an original maturity of three months or less to be cash equivalents.

Investments

Investments are classified as available-for-sale in accordance with U.S. GAAP. The Company does not have any investments in securities that are classified as held-to-maturity or trading. Available-for-sale investments are carried at their fair values using quoted prices in active markets for identical securities, with realized and unrealized gains and losses reported in net income. The cost of securities sold is based on the specific identification method. Investments that the Company intends to hold for more than one year are classified as long-term investments in the accompanying consolidated balance sheets.

Accounts Receivable

Accounts receivable are recorded at the invoice amount and do not bear interest. The allowance for doubtful accounts is the Company's best estimate of the amount of probable credit losses in the Company's existing accounts receivable; however, changes in circumstances relating to accounts receivable may result in a requirement for additional allowances in the future. The Company determines the allowance based upon historical write-off experience and known conditions about its customers' current ability to pay. Account balances are charged against the allowance when management determines that the probability for collection is remote.

Inventories

Inventories include freight-in, materials, labor and overhead costs and are stated at the lower of cost or net realizable value. Allowances are recorded for slow-moving, obsolete or unusable inventories. The Company assesses inventories for estimated obsolescence or unmarketable products and writes down the difference between the cost of the inventories and the estimated net realizable values based upon assumptions about future sales and supplies on-hand.

Property and Equipment

Property and equipment are stated at cost less accumulated depreciation and amortization. Costs to develop internal use software are charged to expense as incurred until the preliminary project stage has been completed and application development begins. The Company discontinues capitalization upon entering the post-implementation stage and expenses ongoing maintenance and support costs. Property and equipment are depreciated or amortized using the straight-line method over the shorter of the respective useful lives of the assets or the related lease terms as follows:

Buildings (in years)	25
Machinery and equipment (in years)	5-15
Office furniture and equipment (in years)	2-7
Leasehold improvements (in years)	4-5
Software (in years)	5

Expenditures for renewals and betterments are capitalized, whereas costs of maintenance and repairs are charged to operations in the period incurred.

Goodwill and Intangible Assets

The Company accounts for goodwill and definite-lived intangible assets in accordance with Financial Accounting Standards Board ("FASB") Accounting Standards Codification ("ASC") 350, Intangibles – Goodwill and Other. Goodwill is not amortized, but rather is tested annually for impairment. Intangible assets with finite lives are amortized over their useful lives (see Note 6). The Company's patents and trademarks are recorded at cost and are amortized using the straight-line method over their estimated useful lives of 5-17 years.

Fair Value of Financial Instruments

Alpha Pro Tech, Ltd.

Notes to Consolidated Financial Statements

The estimated fair values of financial instruments are determined based on relevant market information and cannot be determined with precision. The Company's financial instruments consist primarily of cash, cash equivalents and marketable securities.

The Company's marketable securities are classified as available-for-sale and are carried at fair market value based on quoted market prices.

Impairment of Long-Lived Assets

The Company reviews long-lived assets for impairment whenever events or changes in its business circumstances indicate that the carrying amounts of the assets may not be fully recoverable. If it is determined that the undiscounted future net cash flows are not sufficient to recover the carrying values of the assets, an impairment loss is recognized for the excess of the carrying values over the fair values of the assets. The Company believes that the future undiscounted net cash flows to be received from its long-lived assets exceed the assets' carrying values and, accordingly, the Company has not recognized any impairment losses for the years ended December 31, 2021 and 2020.

Revenue Recognition

Net sales includes revenue from products and shipping and handling charges, net of estimates for product returns and any related sales incentives. Our customer contracts have a single performance obligation: transfer control of products to customers. Revenue is measured as the amount of consideration that we expect to receive in exchange for transferring control of products. All revenue is recognized when we satisfy our performance obligations under the applicable contract. We recognize revenue in connection with transferring control of the promised products to the customer, with revenue being recognized at the point in time when the customer obtains control of the products, which is generally when title passes to the customer upon delivery to a third party carrier for FOB shipping point arrangements and to the customer for FOB destination arrangements, at which time a receivable is created for the invoice sent to the customer. Shipping and handling activities are performed prior to the customer obtaining control of the goods, and are accounted for as fulfillment activities and are not a promised good or service. Shipping and handling charges billed to customers are included in revenue. Shipping and handling costs, associated with the distribution of the Company's product to the customers, are recorded in cost of goods sold and are recognized when control of the product is transferred to the customer, which is generally when title passes to the customer upon delivery to a third party carrier for FOB shipping point arrangements and to the customer for FOB destination arrangements. We estimate product returns based on historical return rates and estimate rebates based on contractual agreements. Using probability assessments, we estimate sales incentives expected to be paid over the term of the contract. Sales taxes and value added taxes in foreign and domestic jurisdictions that are collected from customers and remitted to governmental authorities are accounted for on a net basis and, therefore, are excluded from net sales. The Company manufactures certain private label goods for customers and has determined that control does not pass to the customer at the time of manufacture, based upon the nature of the private labelling. The Company has determined as of December 31, 2021 that it had no material contract assets, and concluded that its contract liabilities (primarily rebates) had the right of offset against customer receivables. As of December 31, 2021, we had no contract liabilities as compared to \$209,000 as of December 31, 2020, as a result of customer advance payments of orders in connection with the COVID-19 pandemic. See Note 15 and Note 16 of these Notes to Consolidated Financial Statements for information on revenue disaggregated by type and by geographic region.

Shipping and Handling Costs

The costs of shipping products to distributors are recorded in cost of goods sold.

Stock-Based Compensation

The Company maintains a stock option plan under which the Company may grant incentive stock options and non-qualified stock options to employees and non-employee directors. Stock options have been granted with exercise prices at or above the fair market value of the underlying shares of common stock on the date of grant. Options vest and expire according to terms established at the grant date.

The Company accounts for share-based awards in accordance with ASC 718, Stock Compensation. ASC 718 requires companies to record compensation expense for the value of all outstanding and unvested share-based awards, including employee stock options.

For the years ended December 31, 2021 and 2020 there were no stock options granted under the Company's stock option plan.

Alpha Pro Tech, Ltd.

Notes to Consolidated Financial Statements

The Company recognized \$185,000 and \$375,000 in share-based compensation expense for the years ended December 31, 2021 and 2020, respectively, related to outstanding options. For the years ended December 31, 2021 and 2020, 15,140 and 8,912 restricted stock equity awards were granted under the 2020 Incentive Plan respectively and the compensation expense associated with these awards was \$131,000 and \$6,000 in 2021 and 2020 respectively.

Income Taxes

The Company accounts for income taxes using the asset and liability method. A valuation allowance is recorded to reduce the carrying amounts of deferred income tax assets unless it is more likely than not that such assets will be realized. The Company's policy is to record any interest and penalties assessed by the Internal Revenue Service as a component of the provision for income taxes. The Company provides allowances for uncertain income tax positions when it is more likely than not that the position will not be sustained upon examination by the tax authority.

Alpha Pro Tech, Ltd. and its subsidiaries file income tax returns in the U.S. federal jurisdiction, and in various state and foreign jurisdictions.

Earnings Per Common Share

The following table provides a reconciliation of both net income and the number of shares used in the computation of "basic" earnings per common share ("EPS"), which utilizes the weighted average number of common shares outstanding without regard to potential common shares, and "diluted" EPS, which includes all potential common shares which are dilutive for the years ended December 31, 2021 and 2020.

	Years Ended December 31,	
	2021	2020
Net income (numerator)	\$ 6,756,000	\$ 26,888,000
Shares (denominator):		
Basic weighted average common shares outstanding	13,225,628	13,449,987
Add: Dilutive effect of common stock options	273,814	522,158
Diluted weighted average common shares outstanding	<u>13,499,442</u>	<u>13,972,145</u>
Earnings per common share:		
Basic	<u>\$ 0.51</u>	<u>\$ 2.00</u>
Diluted	<u>\$ 0.50</u>	<u>\$ 1.92</u>

Translation of Foreign Currencies

Transactions in foreign currencies are translated into U.S. dollars at the exchange rate prevailing at the transaction date. Monetary assets and liabilities in foreign currencies at each period end are translated at the exchange rate in effect at that date. Transaction gains or losses on foreign currencies are reflected in selling, general and administrative expenses and were not material for the years ended December 31, 2021 and 2020.

The Company does not have a material foreign currency exposure due to the fact that all purchase agreements with companies in Asia and Mexico are in U.S. dollars. In addition, all sales transactions are in U.S. dollars. The Company's only foreign currency exposure is with its Canadian branch office. The foreign currency exposure is not material due to the fact that the Company does not manufacture products in Canada. The exposure primarily relates to payroll expenses in the Company's administrative branch office in Canada.

Research and Development Costs

Research and development costs are expensed as incurred and are included in selling, general and administrative expenses. Such costs were not material for the years ended December 31, 2021 and 2020.

Alpha Pro Tech, Ltd.

Notes to Consolidated Financial Statements

Advertising Costs

The Company expenses advertising and promotional costs as incurred. These costs are included in selling, general and administrative expenses and were \$27,000 and \$32,000 for the years ended December 31, 2021 and 2020, respectively.

Loss Contingencies

The outcomes of legal proceedings and claims brought against the Company are subject to uncertainty. An estimated loss from a loss contingency such as a legal proceeding or claim is accrued if it is probable that an asset has been impaired or a liability has been incurred and the amount of the loss can be reasonably estimated. In determining whether a loss should be accrued, we evaluate, among other factors, the degree of probability of an unfavorable outcome and the ability to make a reasonable estimate of the amount of loss.

Fair Value Measurements

ASC 820, Fair Value Measurements and Disclosures, establishes a framework for measuring fair value in accordance with U.S. GAAP, clarifies the definition of fair value within that framework and expands disclosures about the use of fair value measurements. On a quarterly basis, the Company measures at fair value certain financial assets using a hierarchy of valuation techniques based on whether the inputs to those valuation techniques are observable or unobservable. Observable inputs reflect market data obtained from independent sources, while unobservable inputs reflect the Company's own assumptions. The following fair value hierarchy prioritizes the inputs into three broad levels.

This hierarchy requires the Company to minimize the use of unobservable inputs and to use observable market data, if available, when determining fair value. There were no fair values of the Company's financial assets as of December 31, 2021 and 2020.

Reclassifications

Certain reclassifications have been made to the prior years' consolidated financial statements to conform to current year presentation. Certain financial information is presented on a rounded basis, which may cause minor differences.

New Accounting Standards

In June 2016, the Financial Accounting Standards Board ("FASB") issued Accounting Standards Update ("ASU") 2016-13 Financial Instruments - Credit Losses (Topic 326): Measurement of Credit Losses on Financial Instruments. ASU 2016-13 requires an organization to measure all expected credit losses for financial assets held at the reporting date based on historical experience, current conditions and reasonable and supportable forecasts. ASU 2016-13 is effective for public companies for the annual periods, including interim periods within those annual periods, beginning after December 15, 2019. This guidance was applicable to the Company's fiscal year beginning January 1, 2020. Adoption of the new standard did not have a material impact on our consolidated financial statements.

In December 2019, the FASB issued ASU No. 2019-12, Income Taxes (Topic 740): Simplifying the Accounting for Income Taxes, which is intended to simplify various aspects related to accounting for income taxes. ASU 2019-12 removes certain exceptions to the general principles in Topic 740 and also clarifies and amends existing guidance to improve consistent application. This guidance is effective for fiscal years, and interim periods within those fiscal years, beginning after December 15, 2020, with early adoption permitted. Adoption of the new standard did not have a material impact on our consolidated financial statements.

Management periodically reviews new accounting standards that are issued. Management has not identified any other new standards that it believes merit further discussion at this time.

3. Investments

As of December 31, 2021 and 2020, no marketable securities investments were owned. No marketable securities were sold during the year ended December 31, 2021. Certain marketable securities were sold during the year ended December 31, 2020, for a net realized loss of \$62,000.

Alpha Pro Tech, Ltd.

Notes to Consolidated Financial Statements

4. Inventories

Inventories consisted of the following:

	December 31,	
	2021	2020
Raw materials	\$ 13,545,000	\$ 9,729,000
Work in process	3,890,000	2,003,000
Finished goods	7,534,000	5,017,000
Total inventory	<u>\$ 24,969,000</u>	<u>\$ 16,749,000</u>

5. Property and Equipment

Property and equipment consisted of the following:

	December 31,	
	2021	2020
Buildings	\$ 493,000	\$ 493,000
Machinery and equipment	15,273,000	13,039,000
Office furniture and equipment	2,177,000	2,076,000
Leasehold improvements	553,000	517,000
Software	3,000	3,000
	<u>18,499,000</u>	<u>16,128,000</u>
Less accumulated depreciation and amortization	<u>(12,435,000)</u>	<u>(11,775,000)</u>
Total net property and equipment	<u>\$ 6,064,000</u>	<u>\$ 4,353,000</u>

Depreciation and amortization expense for property and equipment was \$813,000 and \$725,000 for the years ended December 31, 2021 and 2020, respectively.

6. Goodwill and Intangible Assets

Management evaluates goodwill for impairment on an annual basis (fourth quarter), and no impairment charge was identified for the years presented.

Definite-lived intangible assets, consisting of patents and trademarks, are amortized over their useful lives. Intangible assets consisted of the following:

Alpha Pro Tech, Ltd.

Notes to Consolidated Financial Statements

	December 31, 2021			December 31, 2020		
	Weighted Average Amortization Period (Years)	Gross Carrying Amount	Net Carrying Amount	Weighted Average Amortization Period (Years)	Gross Carrying Amount	Net Carrying Amount
Patents and Trademarks	2.0	\$474,000	(\$471,000)	3.0	\$474,000	(\$467,000)
			\$3,000			\$7,000

Amortization expense for intangible assets was \$4,000 and \$4,000 for the years ended December 31, 2021 and 2020, respectively.

Estimated future amortization expense related to definite-lived intangible assets is as follows:

Years ending December 31,

2022	\$ 2,000
2023	1,000
Total	<u>\$ 3,000</u>

7. Equity Investments in Unconsolidated Affiliate

In 2005, Alpha ProTech Engineered Products, Inc. (a subsidiary of Alpha Pro Tech, Ltd.) entered into a joint venture with a manufacturer in India, Maple Industries and associates, for the production of building products. Under the terms of the joint venture agreement, a private company, Harmony Plastics Private Limited (“Harmony”), was created with ownership interests of 41.66% owned by Alpha ProTech Engineered Products, Inc. and 58.34% owned by Maple Industries and associates.

This joint venture positions Alpha ProTech Engineered Products, Inc. to respond to current and expected increased product demand for housewrap and synthetic roof underlayment and provides future capacity for sales of specialty roofing component products and custom products for industrial applications requiring high quality extrusion coated fabrics. In addition, the joint venture now supplies products for the Company’s Disposable Protective Apparel segment.

The capital from the initial funding and a bank loan, which loan is guaranteed exclusively by the individual shareholders of Maple Industries and associates and collateralized by the assets of Harmony, were utilized to purchase the original manufacturing facility in India. Harmony currently has four facilities in India (three owned and one rented), consisting of: (1) a 113,000 square foot building for manufacturing building products; (2) a 73,000 square foot building for manufacturing coated material and sewing proprietary disposable protective apparel; (3) a 16,000 square foot facility for sewing proprietary disposable protective apparel; and (4) a 93,000 square foot facility (rented) for manufacturing Building Supply segment products. All additions have been financed by Harmony with no guarantees from the Company.

In accordance with ASC 810, Consolidation, the Company assesses whether or not related entities are variable interest entities (“VIEs”). For those related entities that qualify as VIEs, ASC 810 requires the Company to determine whether or not the Company is the primary beneficiary of the VIE, and, if so, to consolidate the VIE. The Company has determined that Harmony is not a VIE and is, therefore, considered to be an unconsolidated affiliate.

The Company records its investment in Harmony as “equity investment in unconsolidated affiliate” in the accompanying consolidated balance sheets. The Company records its equity interest in Harmony’s results of operations as “equity in income of unconsolidated affiliate” in the accompanying consolidated statements of income. The Company periodically reviews its investment in Harmony for impairment. Management has determined that no impairment was required as of December 31, 2021 or December 31, 2020.

Alpha Pro Tech, Ltd.

Notes to Consolidated Financial Statements

For the years ended December 31, 2021 and 2020, the Company purchased \$26,252,000 and \$18,623,000 of inventories, respectively, from Harmony. For the years ended December 31, 2021 and 2020, the Company recorded equity in income of unconsolidated affiliate of \$571,000 and \$710,000, respectively. For the years ended December 31, 2021 and 2020, the Company sold \$1,931,000 and \$1,087,000 of inventories, respectively, to Harmony.

As of December 31, 2021, the Company's investment in Harmony was \$6,120,000, which consisted of its original \$1,450,000 investment and cumulative equity in income of unconsolidated affiliate of \$5,689,000, less \$942,000 in repayments of an advance and payments of \$77,000 in dividends.

8. Accrued Liabilities

Accrued liabilities consisted of the following:

	December 31,	
	2021	2020
Payroll expenses and tax payable	\$ 187,000	\$ 123,000
Commission and bonuses payable and general accrued liabilities	1,063,000	2,670,000
Total accrued liabilities	<u>\$ 1,250,000</u>	<u>\$ 2,793,000</u>

Contract liabilities were \$2,238,000 and \$2,263,000 as of December 31, 2021 and 2020, respectively, which are netted against the related accounts receivable due to the legal right of offset.

9. Notes Payable

The Company previously maintained a \$3,500,000 credit facility with Wells Fargo Bank, which expired in May 2020, and which the Company decided not to renew. The Company has continued its relationship with Wells Fargo, with the exception of the credit facility. As of December 31, 2021 and 2020, the Company had no outstanding borrowings and no other debt.

10. Shareholders' Equity

Repurchase Program

During the year ended December 31, 2021, the Company repurchased and retired 439,000 shares of its common stock for \$4,408,000. During the year ended December 31, 2020, the Company repurchased and retired 223,100 shares of its common stock for \$2,666,000. As of December 31, 2021, the Company had \$2,078,000 available to repurchase common shares under the repurchase program.

Option Activity

The 2004 Stock Option Plan (the "2004 Plan") is an equity compensation plan that provides for grants of stock options to eligible individuals. The 2004 Plan is intended to recognize the contributions made to the Company by key employees of the Company, provide key employees with additional incentive to devote themselves to the future success of the Company and improve the ability of the Company to attract, retain and motivate individuals. The 2004 Plan also is intended as an incentive to certain members of the Board of Directors of the Company to continue to serve on the Board of Directors and to devote themselves to the future success of the Company.

The 2004 Plan provides for a total of 5,000,000 common shares eligible for issuance. Under the 2004 Plan, approximately 5,009,750 options had been granted as of December 31, 2020. Under the 2004 Plan, option grants have a three-year vesting period and, since 2005, expire no later than the fifth anniversary from the date of grant. The exercise price of the options is determined based on the fair market value of the stock on the date of grant.

At the Company's 2020 Annual Meeting of Shareholders held on June 9, 2020, the Company's shareholders approved the Alpha Pro Tech, Ltd. 2020 Omnibus Incentive Plan (the "2020 Incentive Plan"). The 2020 Incentive Plan provides for the grant of incentive and nonqualified stock options, stock appreciation rights, awards of restricted stock and restricted stock units,

Alpha Pro Tech, Ltd.

Notes to Consolidated Financial Statements

performance share awards, cash awards and other equity-based awards to employees (including officers), consultants and non-employee directors of the Company and its affiliates. A total of 1,800,000 shares of the Company's common stock are reserved for issuance under the 2020 Incentive Plan, plus the number of shares underlying any award granted under the 2004 Option Plan that expires, terminates or is cancelled or forfeited under the terms of the 2004 Option Plan. As a result of the approval of the 2020 Incentive Plan, no future equity awards will be made pursuant to the 2004 Option Plan. Although no new awards may be granted under the 2004 Option Plan, all previously granted awards under the 2004 Option Plan will continue to be governed by the terms of the 2004 Option Plan. As of December 31, 2021, 24,052 restricted stock equity awards had been granted under the 2020 Incentive Plan, the total for 2021 compensation expense of these awards is \$131,000. As of December 31, 2021, \$79,000 of total unrecognized compensation cost related to the restricted stock grants was expected to be recognized over a weighted-average remainder period of 0.73 years.

The following table summarizes option activity for the years ended December 31, 2021 and 2020:

	Shares	Weighted Average Exercise Price Per Option
Options outstanding, December 31, 2019	1,326,414	\$2.86
Granted to employees and directors	-	-
Exercised	(757,674)	2.64
Canceled/expired/forfeited	-	-
Options outstanding, December 31, 2020	568,740	3.42
Granted to employees and directors	-	-
Exercised	(134,494)	3.17
Canceled/expired/forfeited	(6,666)	3.62
Options outstanding, December 31, 2021	427,580	3.50
Options exercisable, December 31, 2021	315,583	3.47

Stock options to purchase 427,580 and 568,740 shares of common stock were outstanding as of December 31, 2021 and 2020, respectively. All of the stock options were included in the computation of the weighted-average number of dilutive common shares outstanding for the year ended December 31, 2021. All of the stock options, were included in the computation of the weighted-average number of dilutive common shares outstanding for the year ended December 31, 2021.

The Company used the Black-Scholes option-pricing model to value the options. The Company uses historical data to estimate the expected term of the options. The risk-free interest rate for periods consistent with the expected term of the award is based on the U.S. Treasury rates in effect at the time of grant. The expected volatility is based on historical volatility. The Company uses an estimated dividend payout ratio of zero, as the Company has not paid dividends in the past and, at this time, does not expect to do so in the foreseeable future. The Company accounts for option forfeitures as they occur.

The following table summarizes information about stock options as of December 31, 2021:

Range of Exercise Prices	Options Outstanding				Options Exercisable			
	Options	Weighted Average Exercise Price	Weighted Average Remaining Contract Life (in years)	Aggregate Intrinsic Value	Options	Weighted Average Exercise Price	Weighted Average Remaining Contract Life (in years)	Aggregate Intrinsic Value
\$3.42- \$3.90	427,580	\$3.50	1.91	\$1,056,000	315,583	\$3.47	1.77	\$790,000

Alpha Pro Tech, Ltd.

Notes to Consolidated Financial Statements

The intrinsic value is the amount by which the market value of the underlying common stock exceeds the exercise price of the respective stock options. The aggregate intrinsic value of stock options exercised during the years ended December 31, 2021 and 2020 was \$806,000 and \$10,772,000, respectively.

As of December 31, 2021, \$37,000 of total unrecognized compensation cost related to stock options was expected to be recognized over a weighted-average remaining period of 0.42 years. Cash received from 134,494 options exercised for the year ended December 31, 2021 was \$427,000.

Dividends

The holders of the Company's common stock are entitled to receive such dividends as may be declared by the Board of Directors of the Company from time to time to the extent that funds are legally available for payment thereof. The Company has never declared or paid any dividends on any of its outstanding shares of common stock. The Board of Directors' current policy is not to pay dividends but rather to use available funds to repurchase common shares in accordance with the Company's repurchase program and to fund the continued development and growth of the Company. Consequently, the Company currently has no plans to pay cash dividends in the foreseeable future.

11. Income Taxes

The provision (benefit) for income taxes consisted of the following:

	For the Years Ended December 31,	
	2021	2020
Current	\$ 1,516,000	\$ 5,313,000
Deferred	228,000	47,000
Provision for income taxes	<u>\$ 1,744,000</u>	<u>\$ 5,360,000</u>

Deferred income tax assets (liabilities) consisted of the following:

	December 31,	
	2021	2020
Temporary differences:		
Property and equipment	\$ (993,000)	\$ (706,000)
Intangible assets	(10,000)	(9,000)
Inventory reserve	79,000	24,000
Accrued expenses and inventory	216,000	250,000
Basis difference in investments	35,000	35,000
Foreign exchange	11,000	(40,000)
AMT/Foreign tax credits	42,000	-
State income taxes	(171,000)	(117,000)
Net deferred income tax liabilities	<u>\$ (791,000)</u>	<u>\$ (563,000)</u>

The provision for income taxes differs from the amount that would be obtained by applying the U.S. statutory rate to income before income taxes as a result of the following:

Alpha Pro Tech, Ltd.

Notes to Consolidated Financial Statements

	For the Years Ended December 31,	
	2021	2020
Income taxes based on U.S. statutory rate of 21% and 34%, respectively	\$ 1,785,000	\$ 6,772,000
Non-deductible meals and entertainment	-	5,000
FDII deduction	(49,000)	(348,000)
Foreign taxes	(120,000)	(38,000)
State taxes	219,000	747,000
Stock Compensation	(106,000)	(2,171,000)
Other	15,000	393,000
	<u>1,744,000</u>	<u>5,360,000</u>
Provision for income taxes	\$ 1,744,000	\$ 5,360,000

12. Leases

Operating Lease Commitments: The Company leases its facilities under non-cancelable operating leases expiring on various dates through January 1, 2024. The Company has operating leases for the Company's corporate office and manufacturing facilities, which expire at various dates through 2024. The Company's primary operating lease commitments at December 31, 2021 related to the Company's manufacturing facilities in Valdosta, Georgia, Nogales, Arizona and Salt Lake City, Utah, as well as the Company's corporate headquarters in Markham, Ontario, Canada.

As of December 31, 2021, the Company had operating lease right-of-use assets of \$2,648,000 and operating lease liabilities of \$2,700,000. As of December 31, 2021, we did not have any finance leases recorded on the Company's consolidated balance sheet. Operating lease expense was approximately \$1,199,000 and \$1,154,000 for the years ended December 31, 2021 and 2020, respectively.

The aggregate future minimum lease payments and reconciliation to lease liabilities as of December 31, 2021 were as follows:

	December 31, 2021
2022	\$ 1,010,000
2023	1,017,000
2024	484,000
2025	365,000
Total future minimum lease payments	<u>2,876,000</u>
Less imputed interest	<u>(176,000)</u>
Total lease liabilities	<u>\$ 2,700,000</u>

As of December 31, 2021, the weighted average remaining lease term of the Company's operating leases was 3.08 years. During the year ended December 31, 2021, the weighted average discount rate with respect to these leases was 4.17%.

13. Legal

Legal Proceedings: The Company is subject to various pending and threatened litigation actions in the ordinary course of business. Although it is not possible to determine with certainty at this point in time what liability, if any, the Company will have as a result of such litigation, based on consultation with legal counsel, management does not anticipate that the ultimate liability, if any, resulting from such litigation will have a material effect on the Company's financial condition and results of operations.

14. Employee Benefit Plans

The Company has certain benefit plans. Under the plans, employees may contribute up to 12% of their gross earnings subject to certain limitations. The Company contributes an additional 0.5% of gross earnings for those employees contributing 1% of their

Alpha Pro Tech, Ltd.

Notes to Consolidated Financial Statements

gross earnings and contributes 1% of gross earnings for those employees contributing 2% to 12% of their gross earnings. The amounts contributed to the plans by the Company were \$53,000 and \$45,000 for the years ended December 31, 2021 and 2020, respectively.

The Company does not have any other significant pension, profit sharing or similar plans established for its employees. Pursuant to his employment agreement with the Company, Lloyd Hoffman, our President and Chief Executive Officer, is contractually entitled to receive from the Company at the conclusion of each fiscal year a cash bonus in an amount equal to 5% pre-tax profits of the Company, excluding bonus expense, as presented in the Company's audited consolidated statements of income for such fiscal year, subject to a maximum payment of \$1,000,000. The Company accrued \$447,000 for the year ended December 31, 2021, compared to \$1,000,000 for 2020, in connection with the bonus.

15. Activity of Business Segments

The Company operates through two business segments:

(1) **Building Supply:** consisting of a line of construction supply weatherization products. The construction supply weatherization products consist of housewrap and synthetic roof underlayment, as well as other woven material. The majority of the Company's equity in income of unconsolidated affiliate (Harmony) is included in the total segment income for the Building Supply segment.

(2) **Disposable Protective Apparel:** consisting of a complete line of disposable protective garments, including shoecovers (including the Aqua Trak® and spunbond shoecovers), bouffant caps, coveralls, frocks, lab coats, gowns and hoods, as well as face masks and face shields for the pharmaceutical, cleanroom, industrial, medical and dental markets. A portion of the Company's equity in income of unconsolidated affiliate (Harmony) is included in the total segment income for the Disposable Protective Apparel segment.

Segment data excludes charges allocated to the principal executive office and other unallocated corporate overhead expenses and income tax. The Company evaluates the performance of its segments and allocates resources to them based primarily on net sales.

The accounting policies of the segments are the same as those described previously under Summary of Significant Accounting Policies (see Note 2). Segment data excludes charges allocated to the principal executive office and other corporate unallocated expenses and income taxes. The Company evaluates the performance of its segments and allocates resources to them based primarily on net sales.

The following table presents net sales for each segment:

	Years Ended December 31,	
	2021	2020
Building Supply	\$ 36,889,000	\$ 30,580,000
Disposable Protective Apparel	31,748,000	72,120,000
Consolidated net sales	<u>\$ 68,637,000</u>	<u>\$ 102,700,000</u>

The following table presents the reconciliation of total segment income to total consolidated net income:

	Years Ended December 31,	
	2021	2020
Building Supply	\$ 7,350,000	\$ 5,396,000
Disposable Protective Apparel	6,706,000	33,501,000
Total segment income	14,056,000	38,897,000
Unallocated corporate overhead expenses	5,556,000	6,649,000
Provision for income taxes	1,744,000	5,360,000
Consolidated net income	<u>\$ 6,756,000</u>	<u>\$ 26,888,000</u>

Alpha Pro Tech, Ltd.

Notes to Consolidated Financial Statements

The following table presents net sales and long-lived asset information by geographic area:

	Years Ended December 31,	
	2021	2020
Net sales by geographic region		
United States	\$ 65,844,000	\$ 90,495,000
International	2,793,000	12,205,000
Consolidated net sales	<u>\$ 68,637,000</u>	<u>\$ 102,700,000</u>
	As of December 31,	
	2021	2020
Long-lived assets by geographic region		
United States	\$ 4,623,000	\$ 2,787,000
International	1,441,000	1,566,000
Consolidated total long-lived assets	<u>\$ 6,064,000</u>	<u>\$ 4,353,000</u>

Net sales by geographic region are based on the countries in which our customers are located. For the years ended December 31, 2021, the Company did not generate sales from any single country, except the United States, that were significant to the Company's consolidated net sales. For the year ended December 31, 2021 the Company generated sales of approximately \$8,090,000 from Australia. No other single country other than the United States was significant to the Company's consolidated net sales.

The following table presents the consolidated net property, equipment, goodwill and intangible assets by segment:

	As of December 31,	
	2021	2020
Building Supply	\$ 3,600,000	\$ 1,806,000
Disposable Protective Apparel	1,419,000	1,432,000
Total segment assets	<u>5,019,000</u>	<u>3,238,000</u>
Unallocated corporate assets	<u>1,103,000</u>	<u>1,177,000</u>
Total consolidated assets	<u>\$ 6,122,000</u>	<u>\$ 4,415,000</u>

16. Concentration of Risk

The Company maintains its cash and cash equivalents in various bank accounts, the balances of which at times may exceed federally insured limits. The Company has not experienced any losses related to these accounts, and management does not believe that the Company is exposed to significant credit risk.

The Company's investments in marketable securities were held in one publicly traded entity. The Company recognized a gain on investment in common stock warrants in a prior period and during 2020 recognized a net realized loss of \$62,000 in the consolidated statement of comprehensive income. The Company was exposed to the fluctuation in the stock price of this investment when it held these securities. As of December 31, 2021 the Company no longer holds any investments in marketable securities.

Management believes that adequate provision has been made for risk of loss on all credit transactions.

Alpha Pro Tech, Ltd.

Notes to Consolidated Financial Statements

The Company buys a significant amount of its disposable protective apparel products from a limited number of contract manufacturers located in Asia and, to a much lesser extent, a contract manufacturer in Mexico. Management believes that other suppliers could provide similar products at comparable terms. A change in suppliers, however, could cause a delay in shipment and a possible loss of sales, which would affect operating results adversely.

The Building Supply segment buys semi-finished housewrap and synthetic roof underlayment from its joint venture, Harmony, located in India. Although there are a limited number of manufacturers of the particular product, management believes that other suppliers could provide similar products at comparable terms. A change in suppliers, however, could cause a delay in shipment and a possible loss of sales, which would affect operating results adversely.

The Company provides products to customers located primarily in the United States. Customers accounting for 10% or more of accounts receivable as of December 31, 2021 and 2020, and 10% or more of net sales for the years ended December 31, 2021 and 2020, were as follows:

	<u>December 31,</u>	
	<u>2021</u>	<u>2020</u>
Accounts Receivable:		
Customer A	13%	11%
Customer B	19%	*
Customer C	*	18%
Net sales:		
Customer A	21%	15%
Customer B	13%	*
Customer C	*	10%

* Customer's balance was below the 10% threshold for accounts receivable and/or net sales as of and for the year ended December 31, 2021 and December 31, 2020.

17. Employment Agreements

The Company has entered into an employment agreement with its current President and Chief Executive Officer, which has a term of approximately five years and which renews in accordance with its terms. The agreement provides that, if the officer's employment is terminated without cause, as defined in the agreements, the officer is entitled to receive certain severance payments. If termination occurs due to retirement, the officers will enter into a four-year consulting arrangement with the Company at a specified percentage of the officer's then current salary. Upon death or disability, the Company will also make certain payments to the officer or the officer's estate or beneficiary, as applicable.

18. Related Party Transactions

During 2021, the Company's only material related party transactions were the Company's transactions with its non-consolidated affiliate, Harmony. See Note 7.

19. Out-of-Period Adjustment

During the financial close for the year ended December 31, 2021, the Company discovered certain immaterial errors in its income tax accounting related to state tax apportionments and deferred tax assets in relation to Incentive Stock Options ("ISO"). In periods prior to January 1, 2020, the Company should have recognized approximately \$291,000 of additional tax expense, primarily related to stock compensation from ISOs'. As a result, the Company has increased its accrued liabilities by \$12,000 and deferred income tax liabilities by \$279,000 and decreased its retained earnings by \$291,000 as of December 31, 2019. Furthermore, for the year ended December 31, 2020, the Company should have recognized \$154,000 in additional state income

Alpha Pro Tech, Ltd.

Notes to Consolidated Financial Statements

tax expense and \$44,000 in additional income tax expense for ISOs that were being treated as deferred tax asset instead of expense. The error was corrected by increasing the provision for income tax in 2020 by \$198,000. Accrued liabilities were increased by \$198,000, deferred income tax liabilities were increased by \$279,000 and retained earnings was decreased by \$489,000 as of December 31, 2020.

These revisions resulted in a decrease of earnings per share and diluted earnings per share of \$.01 and \$.02, respectively for the year ended December 31, 2020. Management has determined that this revision was not material on a quantitative or qualitative basis to the prior period financial statements based on our analysis performed in accordance with the guidance provided by SEC Staff Accounting Bulletins No. 99 – Materiality and No. 108 – Considering the Effects of Prior Year Misstatements

20. Subsequent Events

The Company has reviewed and evaluated whether any additional material subsequent events have occurred from December 31, 2021 through the filing date of the Company’s Annual Report on Form 10-K. All appropriate subsequent event disclosures have been made in the consolidated financial statements.

Item 9. Changes in and Disagreements With Accountants on Accounting and Financial Disclosure.

None.

Item 9A. Controls and Procedures.

Evaluation of Disclosure Controls and Procedures

Under the supervision and with the participation of our management, including our (i) President and Chief Executive Officer (principal executive officer) and (ii) Chief Financial Officer (principal financial officer), we evaluated the effectiveness of the design and operation of our disclosure controls and procedures (as such term is defined in Rule 13a-15(e) and Rule 15d-15(e) under the Securities Exchange Act of 1934 (the “Exchange Act”)) as of December 31, 2021 pursuant to the evaluation of these controls and procedures required by Rule 13a-15 of the Exchange Act. Disclosure controls and procedures are the controls and other procedures that we have designed to ensure that we record, process, summarize and report in a timely manner the information that we must disclose in reports that we file with or submit to the SEC under the Exchange Act. Disclosure controls and procedures include controls and procedures designed to ensure that information we are required to disclose is accumulated and communicated to the our management, including our principal executive and principal financial officers as appropriate to allow timely decisions regarding required disclosure.

In designing and evaluating our disclosure controls and procedures, we recognize that any controls and procedures, no matter how well designed and operated, can provide only reasonable assurance of achieving the desired control objectives and that we are required to apply our judgment in evaluating the cost-benefit relationship of possible controls and procedures.

Based on the evaluation, our principal executive and financial officers concluded that our disclosure controls and procedures were effective at the reasonable assurance level as of the end of the period covered by this report.

Management’s Report on Internal Control over Financial Reporting

This report is included in Item 8 and is incorporated herein by reference.

Attestation Report of the Independent Registered Public Accounting Firm

The attestation report of our registered public accounting firm on our internal control over financial reporting is included in Part II, Item 8 of this report.

Changes in Internal Control Over Financial Reporting

During the fourth quarter of the year ended December 31, 2021, there was no change in our internal control over financial reporting (as such term is defined in Rule 13a-15(f) and Rule 15d-15(f) under the Exchange Act) that has materially affected, or is reasonably likely to materially affect, our internal control over financial reporting.

Item 9B. Other Information.

None.

Item 9C. Disclosure Regarding Foreign Jurisdictions that Prevent Inspections.

N/A.

PART III**Item 10. Directors, Executive Officers and Corporate Governance.**

We have adopted a Code of Business Conduct and Ethics applicable to all of our directors, officers and employees. A copy of the Code of Business Conduct and Ethics is available on the Company’s website at www.alphaprotech.com in the “Investors” section under “Corporate Governance.” We intend to disclose any amendments to the Code of Business Conduct and Ethics, as well as any waivers for executive officers or directors, on our website at www.alphaprotech.com.

Other information required by this Item is incorporated by reference pursuant to General Instruction G(3) of Form 10-K from the Company’s definitive Proxy Statement for the 2022 Annual Meeting of Shareholders to be filed with the Securities and Exchange Commission (“SEC”) pursuant to Regulation 14A. The registrant’s definitive Proxy Statement for the Annual Meeting of Shareholders will be filed with the SEC on or before April 30, 2022.

Item 11. Executive Compensation.

The information required by this Item is incorporated by reference pursuant to General Instruction G(3) of Form 10-K from the Company’s definitive Proxy Statement for the 2022 Annual Meeting of Shareholders to be filed with the SEC pursuant to Regulation 14A. The registrant’s definitive Proxy Statement for the Annual Meeting of Shareholders will be filed with the SEC on or before April 30, 2022.

Item 12. Security Ownership of Certain Beneficial Owners and Management and Related Stockholder Matters.**Securities Authorized for Issuance Under Equity Compensation Plans**

The following table summarizes the securities that have been authorized for issuance as of December 31, 2021 under Alpha Pro Tech, Ltd. 2020 Omnibus Incentive Plan, which was previously approved by our shareholders at the 2020 Annual Meeting of Shareholders. The 2020 Incentive Plan is described in Note 10 to the financial statements in the Company’s Annual Report on Form 10-K for the year ended December 31, 2021.

Plan Category	Number of securities to be issued upon exercise of outstanding options, warrants and rights (a)	Weighted-average exercise price of outstanding options, warrants and rights (b)	Number of securities remaining available for future issuance under equity compensation plans (excluding securities reflected in column (a)) (c)
Equity compensation plans approved by shareholders	427,580	\$ 3.50	1,782,614(1)
Equity compensation plans not approved by shareholders	-	-	-
Total	427,580	\$ 3.50	1,782,614

(1) Represents 1,782,614 shares of common stock issuable pursuant to our 2020 Plan.

The other information required by this Item is incorporated by reference pursuant to General Instruction G(3) of Form 10-K from the Company’s definitive Proxy Statement for the 2022 Annual Meeting of Shareholders to be filed with the SEC pursuant to Regulation 14A. The registrant’s definitive Proxy Statement for the Annual Meeting of Stockholders will be filed with the SEC on or before April 30, 2022.

Item 13. Certain Relationships and Related Transactions, and Director Independence.

The information required by this Item is incorporated by reference pursuant to General Instruction G(3) of Form 10-K from the Company's definitive Proxy Statement for the 2022 Annual Meeting of Shareholders to be filed with the SEC pursuant to Regulation 14A. The registrant's definitive Proxy Statement for the Annual Meeting of Shareholders will be filed with the SEC on or before April 30, 2022.

Item 14. Principal Accountant Fees and Services.

The information required by this Item is incorporated by reference pursuant to General Instruction G(3) of Form 10-K from the Company's definitive Proxy Statement for the 2022 Annual Meeting of Shareholders to be filed with the SEC pursuant to Regulation 14A. The registrant's definitive Proxy Statement for the Annual Meeting of Shareholders will be filed with the SEC on or before April 30, 2022.

PART IV

Item 15. Exhibits and Financial Statement Schedules.

(a)(1) Financial Statements.

The consolidated financial statements of the Company and its subsidiaries, included herein in Item 8, are as follows:

- Management's Report on Internal Control over Financial Reporting;
- Report of Independent Registered Public Accounting Firm;
- Consolidated Balance Sheets – December 31, 2021 and 2020;
- Consolidated Statements of Income – Years Ended December 31, 2021 and 2020;
- Consolidated Statements of Comprehensive Income – Years Ended December 31, 2021 and 2020;
- Consolidated Statements of Shareholders' Equity – Years Ended December 31, 2021 and 2020;
- Consolidated Statements of Cash Flows – Years Ended December 31, 2021 and 2020;
- Notes to Consolidated Financial Statements.

(a)(2) Financial Statement Schedules.

The financial statement schedules pursuant to this Item are not included herein because they are not required for a smaller reporting company.

(a)(3) & (b) Exhibits.

The following exhibits are filed with this report or incorporated by reference:

Item 16. Form 10-K Summary.

The Company has elected not to provide a summary of the information contained in this report at this time.

EXHIBIT INDEX
ITEM 15(a)(3)

<u>Exhibit No.</u>	<u>Description</u>
3.1.1	Certificate of Incorporation of Alpha Pro Tech, Ltd., incorporated by reference to Exhibit 3(f) to Form 10-K for the year ended December 31, 1994, filed on March 31, 1995 (File No. 000-19893) (P).
3.1.2	Certificate of Amendment of Certificate of Incorporation of Alpha Pro Tech, Ltd., incorporated by reference to Exhibit 3(j) to Form 10-K for the year ended December 31, 1994, filed on March 31, 1995 (File No. 000-19893) (P).
3.1.3	Certificate of Ownership and Merger (BFD Industries, Inc. into Alpha Pro Tech, Ltd.), incorporated by reference to Exhibit 3(l) to Form 10-K for the year ended December 31, 1994, filed on March 31, 1995 (File No. 000-19893) (P).
3.2	Bylaws of Alpha Pro Tech, Ltd., incorporated by reference to Exhibit 3(g) to Form 10-K for the year ended December 31, 1994, filed on March 31, 1995 (File No. 000-19893) (P).
4.1	Description of securities registered pursuant to Section 12 of the Exchange Act, incorporated by reference to Exhibit 4.1 to Form 10-K for the year ended December 31, 2020, filed on March 10, 2020 (File No. 001-15725).
10.1A	Alpha Pro Tech, Ltd. 2004 Stock Option Plan (As Amended on June 7, 2010), incorporated by reference to Exhibit 10.1 to Form 8-K, filed on June 11, 2010.*
10.2	Non-Qualified Stock Option Agreement of John Ritota, incorporated by reference to Exhibit 4.4 to Form S-8, filed on December 13, 2004 (File No. 333-121184).*
10.3	Non-Qualified Stock Option Agreement of Russell Manock, incorporated by reference to Exhibit 4.5 to Form S-8, filed on December 13, 2004 (File No. 333-121184).*
10.5	Incentive Stock Option Agreement of Lloyd Hoffman, incorporated by reference to Exhibit 4.8 to Form S-8, filed on December 13, 2004 (File No. 333-121184).*
10.6	Employment Agreement between the Company and Alexander Millar, dated May 15, 2015, incorporated by reference to Exhibit 10.2 to Form 10-Q/A for the quarter ended June 30, 2015, filed on November 5, 2015 (File No. 001-15725).*
10.7	Employment Agreement between the Company and Lloyd Hoffman, dated August 31, 2016, incorporated by reference to Exhibit 10.1 to Form 8-K, filed on September 2, 2016 (File No. 001-15725).*
10.7A	Amendment One to Employment Agreement between the Company and Lloyd Hoffman, dated October 24, 2017, incorporated by reference to Exhibit 10.1 to Form 8-K, filed on October 26, 2017 (File No. 001-15725).*
10.8	Alpha Pro Tech, Ltd. 2020 Omnibus Incentive Plan, incorporated by reference to Exhibit 10.1 to Form 8-K, filed on June 15, 2020 (File No. 001-15725).*
10.8A	First Amendment to the Alpha Pro Tech, Ltd. 2020 Omnibus Incentive Plan, incorporated by reference to Exhibit 10.8A to Form 10-K for the year ended December 31, 2020, filed on March 10, 2021 (File No. 001-15725).*
10.9	Form of Restricted Stock Award Agreement for Non-Employee Directors, incorporated by reference to Exhibit 10.9 to Form 10-K for the year ended December 31, 2020, filed on March 10, 2021 (File No. 001-15725).*
14	Alpha Pro Tech, Ltd. Code of Business Conduct and Ethics, incorporated by reference to Exhibit 10(r) to Form 10-K/A, filed on April 29, 2004 (File No. 001-15725).
21	Subsidiaries of Alpha Pro Tech, Ltd.
23.1	Consent of Independent Registered Public Accounting Firm
31.1	Certification of President and Chief Executive Officer pursuant to Rule 13a-14(a) and Rule 15d-14(a) of the Securities Exchange Act, as amended.
31.2	Certification of Chief Financial Officer pursuant to Rule 13a-14(a) and Rule 15d-14(a) of the Securities Exchange Act, as amended.
32.1	Certification Pursuant to 18 U.S.C. Section 1350, as Adopted Pursuant to Section 906 of the Sarbanes-Oxley Act of 2002 – President and Chief Executive Officer.
32.2	Certification Pursuant to 18 U.S.C. Section 1350, as Adopted Pursuant to Section 906 of the Sarbanes-Oxley Act of 2002 – Chief Financial Officer.

<u>Exhibit No.</u>	<u>Description</u>
101	Interactive Data Files for Alpha Pro Tech, Ltd's Form 10-K for the period ended December 31, 2021, formatted in Inline XBRL.
104	Cover Page Interactive Data File (embedded within the Inline XBRL and contained in Exhibit 101).

* Indicates a management contract or compensatory plan or arrangement.

(P) Indicates a paper filing with the SEC.

SIGNATURES

Pursuant to the requirements of Section 13 or 15(d) of the Securities Exchange Act of 1934, the registrant has duly caused this report to be signed on its behalf by the undersigned, thereunto duly authorized.

ALPHA PRO TECH, LTD.

DATE: March 11, 2022

BY: */s/ Lloyd Hoffman*
Lloyd Hoffman
President and Chief Executive Officer

DATE: March 11, 2022

BY: */s/ Colleen McDonald*
Colleen McDonald
Chief Financial Officer

Pursuant to the requirements of the Securities Exchange Act of 1934, this report has been signed below by the following persons on behalf of the registrant and in the capacities and on the dates indicated.

/s/ Lloyd Hoffman

Lloyd Hoffman, President and Chief Executive Officer and Director
(Principal Executive Officer)

/s/ Colleen McDonald

Colleen McDonald, Chief Financial Officer
(Principal Financial and Accounting Officer)

/s/ Danny Montgomery

Danny Montgomery, Senior Vice President Manufacturing and Director

/s/ Donna Millar

Donna Millar, Investor Relations and Director

/s/ David Garcia

David Garcia, Director

/s/ Russ Manock

Russ Manock, Director

/s/ Dr. John Ritota

Dr. John Ritota, Director

/s/ James Buchan

James Buchan, Director

CORPORATE INFORMATION

MARKET FOR SHARES

The Company's common shares are quoted on the NYSE American Exchange under the trading symbol "APT."

SHARE PRICE INFORMATION

Set forth below are the ranges of daily high and low prices for the Company's common shares on the NYSE American Exchange for the periods indicated.

Quarters Ended 2021	3/31	6/30	9/30	12/31
High	\$20.54	\$10.49	\$12.35	\$8.29
Low	\$9.13	\$7.57	\$6.66	\$4.91

Quarters Ended 2020	3/31	6/30	9/30	12/31
High	\$41.59	\$20.60	\$25.55	\$17.08
Low	\$3.40	\$9.05	\$11.88	\$10.54

As of April 11, 2022 we had 12,969,391 shares outstanding; 107 shareholders of record and 17,735 beneficial shareholders.

DIVIDEND POLICY

The holders of the Company's common stock are entitled to receive such dividends as may be declared by the Board of Directors of the Company from time to time to the extent that funds are legally available for payment thereof. The Company has never declared or paid any dividends on any of its outstanding shares of common stock. It is the current policy of the Board of Directors to retain any earnings to provide for the development and growth of the Company. Consequently, the Company has no current intention to pay cash dividends in the foreseeable future.

TRANSFER AGENT AND REGISTRAR

Shareholders should refer specific questions concerning their stock certificates, in writing, directly to the Transfer Agent and Registrar at:
American Stock Transfer & Trust Company
6201 15 Avenue
Brooklyn, NY 11219

INDEPENDENT REGISTERED PUBLIC ACCOUNTING FIRM

Tanner LLC
3300 N. Triumph Blvd., Suite 410
Lehi, UT 84043

LEGAL COUNSEL

Maynard Cooper & Gate
1901 6th Avenue N, Suite 1700
Birmingham, AL 35203

FORM 10-K

A copy of the Annual Report on Form 10-K filed by the Company with the Securities and Exchange Commission for the fiscal year ended December 31, 2021 is available upon request without charge to persons who are beneficial shareholders as of the record date for the 2022 Annual Meeting. Such written requests should be directed to:

Alpha Pro Tech, Ltd.
60 Centurian Drive, Suite 112
Markham, Ontario L3R 9R2 Canada

OFFICERS AND DIRECTORS

Lloyd Hoffman

President and Chief Executive Officer and Director

Colleen McDonald

Chief Financial Officer

Danny Montgomery

Sr. V.P. Manufacturing and Director

Donna Millar

Investor Relations and Director

David Garcia

Director
Retired Independent Businessman

Russ Manock

Director
Russ Manock Chartered Professional Accountant

Dr. John Ritota

Director
Dentist – Ritota & Ritota P.A.

James W.A. Buchan

Director
Management – Bell Canada

ANNUAL MEETING

The Annual Meeting of Shareholders will be held: Wednesday June 8, 2022 at 9:30 am
Courtyard by Marriott Markham
65 Minthorn Blvd.
Markham, Ontario L3T 7Y9
905 707-6533



Corporate Head Office
60 Centurian Drive
Suite 112
Markham, Ontario
L3R 9R2
Phone: 800 847-9725
Fax: 905 479-9732
Email: ir@alphaprotech.com

